

# **Draft Final Report**

## **Simplified Common Country Assessment**

**UNCT – Nigeria, June 2012**

## **Executive Summary**

The UN Country Team (UNCT) in Nigeria has commenced the process of developing with the Federal and State Governments, the third United Nations Development Assistance Framework (UNDAF III). The new UNDAF will cover the period 2014-2017, to coincide with the second National Implementation Plan of Nigeria Vision 20:2020 (NV 20: 2020). The Common Country Assessment (CCA) is one of the most important milestones in the UNDAF process. Given the existence of many major analytical studies and reports on Nigeria's development challenges from government, the UN and others, the UNCT has opted for a simplified CCA process that is based primarily on this large body of available work.

The assessment highlights some possible areas of cooperation support by the UN system in Nigeria. These areas of support have been identified based on a number of considerations. These are:

- Government's strategic priorities,
- Lessons from UNDAF II implementation,
- Key developments in the country since UNDAF II,
- Leading issues from the global discussions of the post-MDG development agenda, and
- Areas of UN comparative advantage.

Seven key themes are examined to highlight major challenges, and possible areas of cooperation are identified. These are then clustered into four groups around which the UNDAF III might be developed. The main challenges and the related areas for potential cooperation are as follows:

### **Governance**

#### **Challenges:**

1. Wide perception of pervasive corruption that undermines the integrity of the development process and hinders developmental investment in the country.
2. Arbitrariness in compliance with the constitutionally sanctioned procedures governing the electoral process undermines confidence in the rule of law.
3. Inadequate or partial enforcement of rules and regulations and an inconsistent justice system.
4. Continuing poor public service delivery despite over 12 years of SERVICOM.

5. Weak implementation of the Fiscal Responsibility Act, with little progress in its institutionalization in the States and LGAs.
6. A lack of coordination and alignment in the budget process across tiers of government, and with development partners.
7. Weak institutional capacity to gather data, and provide reliable and consistent reports.
8. Inadequate mechanisms for involvement of people in governance and poor accountability on the part of government.
9. Ineffective governance frameworks and long-term development strategies to manage the rapidly urbanising populations.

### **Possible Areas of Opportunity for the UN**

1. Support for enhancing women's participation in democratic governance at all levels
2. Support for strengthening the electoral system to be free, fair and transparent.
3. Support for strengthening the anti-corruption agencies to be more effective.
4. Support for institutional reforms for service delivery
5. Support for capacity building for justice administration
6. Support for strengthening data generation systems and use for policy making at national, States and LGAs levels
7. Support for strengthening M&E systems for evidence-based planning at all levels
8. Support for transparency and accountability by government institutions
9. Support for strengthening of voice and accountability advocacy by non-state actors
10. Support for institutional reform to strengthen municipal governance structures and capacity for effective service delivery.

### **Growth, Productivity and Employment**

#### **Challenges in economic growth and performance:**

1. The paradox of solid economic growth in the last decade accompanied by rising poverty and growing unemployment
2. The decrepit state of infrastructure, especially of electricity and transport, which constitute binding constraints on growth
3. The task of raising the investment/GDP ratio to about 30 percent, which is necessary in order to meet the growth and national income targets of Vision 2020
4. The preponderance of short-term speculative investment over productive longer-term investment
5. The task of diversifying the economy, modernizing agriculture, moving up the manufacturing value chain and reducing oil dependency

#### **Challenges in Human Development:**

- 6 Disparities in human development States, within States, between the rich and poor income quintiles and between men and women
- 7 Limited institutional capacities across the board, especially at the local government level
- 8 Data scarcity, especially at Local Government Level, which limits ability to accurately design and monitor programmes
- 9 Weak inter-governmental coordination at both vertical and horizontal dimensions

**Challenges in economic policy reforms, planning and implementation:**

- 10 Policy inconsistency: government unable to commit to policies or sustain implementation
- 11 Weak policy and plan coordination in the context of Nigeria's Fiscal Federalism
- 12 Lack of clarity in delineation of roles, especially as Education and Health are on concurrent list
- 13 Weak alignment between plan goals and sectoral budgets and the high-level Vision 20:2020 policy priorities
- 14 The weak state of the Plan - Budget linkage process
- 15 Poor monitoring and evaluation capacity in MDAs at the Federal, State and LGA levels

**Challenges in labor migration and the Diaspora:**

- 16 Poor availability of data on the aggregate volume of internal migration and remittances
- 17 Wide variances in estimates of international remittances and poor knowledge of volume of informal flows.

**Areas of Opportunities for the UN**

1. Support the government in developing policies and initiatives to promote pro-poor and pro-employment growth
2. Support the government in developing models, and accessing international best practices of employment generation and safety net support programmes
3. Support the government in developing policies to maximize the contributions of Nigerians in Diaspora to investment and job creation.
4. Support the government in improving policies to ensure skills transfer to Nigerians by foreign companies
5. Support government to strengthen its data systems at Federal, State and LGA level, e.g. to identify and monitor the most deprived states and LGAs
6. Leverage government resources towards most deprived states and communities for greater impact
7. Invest in scaling up proven cost effective interventions and removing supply and demand bottlenecks in service delivery in the most deprived communities

8. Support the strengthening of capacity for effective LGA service delivery in urban areas

## **Social Inclusion and Empowerment**

### **Challenges in fostering gender equality:**

1. Limited access of women to employment opportunities and capital.
2. Lower rate of enrolment of women in tertiary institutions.
3. Vulnerability to gender-based violence
4. Limited presence in all forms of decision-making venues
5. Higher vulnerability of women to HIV and AIDS

### **Challenges in providing social protection:**

6. Fragile social protection schemes that lack depth and reach, especially at the level of States and LGAs.
7. Deployment of only a narrow set of instruments
8. Poor service delivery
9. Fragmentation of approaches across the country
10. Inadequacy of resources to scale up social protection programmes, and
11. High unemployment and restiveness among young people.

## **Areas of opportunities for the UN**

### **Women's empowerment:**

1. Support Government efforts to reduce the gender gap in the labour market
2. Help advocate for adoption of legislation to enhance gender equality, and eradicate gender inequities.
3. Help develop culturally sensitive instruments to eradicate harmful practices.
4. Support programmes of assistance to victims of Gender Based Violence (GBV)
5. Help strengthen enforcement mechanisms for GBV related laws, support improved monitoring and reporting on GBV, and support community mobilisation efforts.

### **Social protection:**

- 6 Support the development of an overarching social protection policy framework<sup>1</sup>
- 7 Facilitate knowledge exchange and mobilization of international best practice;
- 8 Strengthen the capacity of social protection institutions (through upgrading the quality of personnel and tightening their governance mechanisms and processes).
- 9 Support the development of models for involving communities in the provision of social protection services

---

<sup>1</sup>Such a framework could outline various options for social protection, delineate institutional roles and responsibilities and map out a dialogue process.

- 10 Support evidence-based strategies to inform programming for adolescents and young people in and out of schools, nurture their empowerment, and promote a smooth transition into adulthood

## **Social Service Delivery: Quality and Equity**

### **Challenges:**

#### **Education:**

1. Despite a commitment to Universal Basic Education (UBE), access to early childhood education remains very low, becoming both a cause and effect of gross inequity and inequalities and low learning outcomes.
2. Nigeria is home to 10.5 million out-of-school children (10.1 million according to the Federal Ministry of Education) or 42 percent of its primary school age population.
3. Children from poor homes are two times less likely to attend primary school and almost five times less likely to attend secondary school compared to children from rich homes.
4. Over 50 million young people and adults lack basic literacy skills.
5. A large proportion of existing stock of primary school infrastructure is adjudged to be badly deteriorated, and lacking in essential teaching aids.
6. Poor infrastructure, low level of funding, inadequate number of qualified teachers, withdrawal of pupils from schools, curriculum irrelevance, and religious and cultural biases hinder school enrolment.
7. Continuing low achievement in learning outcomes for children in basic and secondary education, which is more pronounced within the lowest and second lowest income quintiles, and among children from rural areas.

#### **Health**

8. Little inter-sectoral analyses exist to document and respond to bottlenecks and challenges posed by other critical sectors. Reducing mortality, morbidity, fertility, and malnutrition requires multisectoral inputs and actions.
9. Continuing low coverage of core maternal, newborn and child health interventions including resurgence of Poliomyelitis.
10. The proportion of children with pneumonia, diarrhea, and malaria that receive appropriate treatment in Nigeria currently stands at less than 30% for all three diseases
11. Limited accessing of health services due to financial and socio-cultural barriers.
12. Skewed allocation of human and financial resources mainly focusing on tertiary and specialized care rather than primary health care
13. Autonomy of the 3 tiers of government leading to duplication of efforts, weak governance and lack of accountability
14. Significant regional differences, with the northern states having the lowest health coverage indices.

- 15 Continuing high burden of HIV: Nigeria has the second highest burden of HIV globally.
- 16 Inadequacy of primary health care delivery system to support the rapid scale up of the community management of acute malnutrition programmes, especially in the Sahel states

### **Water and Sanitation:**

17. Nigeria is failing to realize its MDG requirements for water and sanitation, even though the country is well endowed with abundant water resources to meet the full range of her needs.
18. Lack of adequate supply of potable water is associated with a high prevalence of water-borne diseases such as gastro enteritis, schistosomiasis, onchocerciasis, diarrhoea and cholera.

### **Areas of Opportunity for the UN**

1. Promote and support for programmes to enhance school enrollment and transition rates for disadvantaged vulnerable groups in rural and urban fringes, especially in the areas of ECCE, primary education, and adult literacy.
2. Provide leadership in harmonizing with the Federal and State Education Authorities, development partners' support for basic education with an equity focus,
3. Support the establishment of a robust and coordinated multi-level education management information system.
4. Support the Government in the implementation of existing key policy documents and planning instruments to guide the scaled up delivery of high impact interventions for maternal and newborn health.
5. Advocate for leveraging national and state resources for the health sector from the Debt Relief (MDG) Funding, the Subsidy Reinvestment and Empowerment Programme (SURE-P), and from donor funding.
6. Support the government in implementing core programs to improve service delivery, including the Midwives Services Scheme, National and Community Health Insurance Schemes, the LGAs' Conditional Grants' Scheme and SURE-P.
7. Explore opportunities to use the performance of the immunisation programme as a platform for scaling up Primary Healthcare activities.
8. Create opportunities for nutrition services within health programmes.
9. Support programmes to eliminate Mother to Child Transmission of HIV
10. Provide evidence and strategies to support HIV prevention programming, especially for the most-at-risk adolescents and young people and adolescents/young people living with HIV
11. Support reforms for integrated management of water resources and sustainable PPP approaches.
12. Support programmes to improve the condition of vulnerable and deprived people by providing access to safe drinking water and basic sanitation.

## **Poverty, Food Security and Nutrition**

### **Challenges:**

1. The problem of food and nutrition security is yet to be adequately analyzed, including a review of past programmatic approaches.
2. Rising poverty, dwindling food production capacity, increases in food prices, and dependency on food importation are leading to food insecurity and hunger.
3. Absence of an overarching framework and a coordinated policy regime to guide agricultural development and address the full range of challenges in the sector.
4. The absence of a robust framework to support smallholder farmers.
5. The interplay of a series of interconnected factors (low mechanization, subsistence small scale holdings, outdated land tenure system etc...) combine to keep agricultural productivity low.
6. Accelerating the modernization of agricultural practice, including PPP arrangements to enhance productivity.
7. Nutrition indices for Nigeria are very poor and have shown very little improvement in the last decade.
8. Policy framework for nutrition activities [national policy on food and nutrition (2002); national plan of action (2004)], are outdated and due for updating and alignment with current thinking on high impact interventions.
9. Most of the evidence-based interventions for improving nutrition are already being implemented through many programmes. However, the coverage of the interventions remains low.
10. There is poor awareness of the importance of nutrition as a developmental issue among key stakeholders and policy makers.
11. Community involvement in nutrition activities is very weak.

### **Areas of Opportunity for the UN:**

1. Alignment with and support to the Federal, State and Local Governments in implementing the agricultural transformation agenda
2. Support for institutional and regulatory reforms in agriculture
3. Support for the development of mechanisms to enhance private sector investment in agriculture
4. Support for the collation of empirical evidence and good practice from around the world on the transformation of the agriculture.
5. Support for developing approaches to public-private partnerships (PPP) arrangements to enhance productivity.
6. Support State and Local Governments, particularly in the Northern Zones to develop and implement robust strategies and programmes to improve food security and reduce child malnutrition and micro-nutrient deficiencies
7. Support systematic integration of Nutrition and Food security to avert high incidence of severe acute malnutrition especially in the Sahel.
8. Support the government in coordinating development partners and agencies currently providing technical and financial support to food and nutrition activities in Nigeria

9. Provide technical expertise to key Nutrition Interventions in key Government interventions, such as Vision 20:20:20; National Strategic Health Development Plan and National Agricultural Investment Plan.
10. Take advantage of Nigeria as ‘Scaling Up Nutrition Country’ to scale up high impact nutrition interventions through leveraging of government resources.

### **Conflict Risk and Human Security**

#### **Challenges:**

1. Lack of analysis of the linkage between lack of governance, high poverty and the increasing insecurity
2. Mainstreaming human security considerations into policy decisions in response to the legitimate aspirations of the people
3. Working with relevant bodies to institutionalize mechanisms for dialogue and conflict resolutions
4. Providing targeted response to specific groups to address the perceived threats to their well-being
5. Deepening a true federalism that recognizes the independence of the different tiers of government.
6. Fostering and empowering civil society organizations for pro-active assistance in identifying and responding human securities issue at the community level;
7. Facilitating mechanisms to foster internal democracy, and constructive opposition that is devoid of violence and threats to human security;
8. Fostering respect for the Rule of Law in Nigeria

#### **Areas of Opportunity for the UN**

1. Support the development of rigorous context-specific analytical framework to drive programmatic response on human security.
2. Facilitate the building of coalitions that include government, CSOs and other development partners, to deepen understanding and mainstreaming of Human Security approach.
3. Support institutional, legislative and operational processes for full adherence to the rule of law
4. Support the operational capacity of criminal justice structures to promote the application of the rule of law and respect of human rights in Nigeria
5. Support integration of conflict sensitivity into the development programmes, especially in the most conflict-affected regions
6. Support for conflict mediation, including efforts of various CSOs and FBOs

### **Environment, Climate Change and Disaster Management**

#### **Challenges in environment and climate change management:**

1. Integrating environmental planning and management (EPM) into development strategy and policy at both national and local levels.
2. Integrating climate change considerations into national development strategy and policy.
3. Strengthening the capacities to manage mitigation and adaptation
4. Streamlining the Institutional Framework for Sustainable Development, including aligning the direct climate change response agencies and the key sectors of the Nigerian economy.
5. Transitioning to the Green Economy against the background of heavy dependence on fossil fuel
6. Mitigating CO2 emissions given the planned quantum jump in power availability according to Vision 20: 2020

**Challenges in disaster reduction and disaster management:**

7. The absence of a comprehensive disaster risk reduction policy
8. The weak formal coordinating structures between NEMA and the SEMAs and the absence or dormancy of Local Emergency Management Committees (LEMCs) at the LGA level
9. The inadequacy of standard operating procedures in most states
10. The absence of a comprehensive risk identification or risk assessment report.
11. The inadequacy of the early warning system in apprehending threats and diffusing alerts;
12. The lack of a coordinated framework for collecting data and monitoring the impact of floods and other disasters.

**Areas of opportunities for the UN:**

1. Strengthening the institutions responsible for environmental planning and management
2. Strengthening the institutions responsible for strategic planning and policy coordination on environmental management, climate variability, climate change, disaster risk reduction and emergency preparedness and response
3. Supporting the process of getting a deeper understanding of the key drivers of climate variability and climate change in Nigeria
4. Advocating and supporting the mainstreaming of resilience into development policies and programmes
5. Providing technical for the development of a comprehensive disaster risk policy
6. Supporting the establishment of baseline data for disaster incidents, building on available historical disaster data
7. Supporting the conduct of a national disaster risk assessment and risk mapping as a follow up to the national vulnerability and capacity analysis conducted by NEMA
8. Helping in the sensitization of national, state and local government authorities and stakeholders on disaster risk reduction and climate change mitigation and adaptation concepts and practices.
9. Supporting the development of early warning systems and disaster preparedness mechanisms at community

## **I: Introduction**

### **I.1 Background**

The UN Country Team (UNCT) Nigeria has commenced the process of developing with the Federal and State Governments, the third United Nations Development Assistance Framework (UNDAF III) covering the period 2014-2017. The UNCT has agreed in principle to become a self-starter ‘Delivering as One’ (DaO) country by January 2014, driven by the One Programme pillar. The development of UNDAF III is a critical entry point for robust inter-agency work for the DaO. The Common Country Assessment (CCA) is one of the most important stages in the UNDAF process. Given the existence of several key studies, government blue prints and UN studies/reports, the UNCT has opted for a simplified CCA process based mainly on the large body of analytical work available in the country.

This document analyzes Nigeria’s development situation and highlights key national strategic priorities. Informed by a rights-based development approach, it highlights the key socio-economic challenges facing the country. It also looks at critical sustainable development issues including the risks of conflict and natural disasters. Against that background, the report identifies opportunities for the UN within Nigeria’s current development context and recommends a limited set of strategic priorities where the UN can have the greatest leverage in supporting national development priorities. The office of the Resident Coordinator led the preparation of the report, with the active involvement of the country team. It was facilitated by two consultants whose Terms of Reference are reproduced in Annex 1.

### **I.2 Nigeria: Country Context and Current Situation**

#### *History*

Nigeria became an independent country on 1 October 1960, with a Westminster-style political system. In 1963, it became a Republic. At independence Nigeria was a federation of three autonomous regions with the federal government’s powers limited to national issues, including control of the police and army, and economic planning. A fourth region – the Mid-West – was created in 1964. Competition for control over the centre led to a series of tensions within and between the regions. These tensions led ultimately to a military coup d’état in January 1966.

For the next 33 years, except for a 4-year interlude from 1979 to 1983, Nigeria was under military government. In 1967, the four regions were replaced by 12 states. The number of states rose to 19 in 1976, 21 in 1989, 30 in 1991, and 36 in 1996. No new states have

been created since then although pressures for new states continue. The new Federal Capital Territory, Abuja, was established in the centre of the country in 1976, becoming fully operational in the mid-1990s.

Nigeria introduced an American-style Executive Presidency in 1979. The federal bi-cameral legislature comprises a 109-member Senate and a 360-member House of Representatives. Each of the 36 States has an elected Governor and an elected State Assembly of between 24 and 40 seats depending on the size of the population. All elected officers have a four-year tenure. The third tier comprises 774 Local Government Areas. There is a two-term constitutional limit on the tenure of the President and the State Governors.

Nigeria is a multi-party state, with the three main ones being the Peoples Democratic Party (PDP), All Nigeria Peoples Party (ANPP) and Action Congress (AC). The PDP candidate General Olusegun Obasanjo won the 1999 and 2003 Presidential elections. The 2007 elections brought President Umaru Yar'Adua, the PDP candidate, to power. President Yar'Adua died in May 2010 following a period of illness, and Vice President Goodluck Ebele Jonathan took office as President. President Jonathan won the April 2011 elections, also on the PDP platform. The PDP also gained control of between 18 and 28 State Governorships in each of the four gubernatorial elections of 1999, 2003, 2007 and 2011.

### *Economy*

With an estimated 166 million people in 2011<sup>2</sup>, Nigeria has the largest population in Africa. It is also the third largest economy after South Africa and Egypt. Nigeria's economic potential is considerable because of the size of its domestic market and its abundant human and natural resource endowment. Nigeria has significant quantities of petroleum and natural gas with proven reserves of crude petroleum over 37 billion barrels, and reserves of natural gas stand at over 187 trillion standard cubic feet. The country also has substantial reserves of solid minerals, including bitumen, topaz, lignite, coal, tin, columbite, iron ore, gypsum, barite and talc.

Agriculture remains the mainstay of the economy, contributing about 40 percent of Gross Domestic Product (GDP). The other major contributors are: wholesale and retail trade (19 percent) and crude oil and natural gas (15 percent).<sup>3</sup> The telecommunications sector has been growing quite rapidly in recent years (almost 35 percent in 2010 and 2011), although its contribution to GDP is still small (about 6 percent in 2011). Manufacturing remains poorly developed, contributing less than 5 percent to GDP in 2011. Agriculture

---

<sup>2</sup> National Population Commission

<sup>3</sup> National Bureau of Statistics (NBS) Review of the Nigerian Economy 2011

also provides over 60 percent of employment. Oil and gas revenues account for over 90 percent of export earnings and 80 percent of total government revenue.

### *Demographic profile*

A general census was conducted in 2006, which gave Nigeria's population as 140 million. Projecting from that, the National Population Commission puts the country's current population at about 166 million. The country's population is mainly young, with 45 percent of the total population under 15 years of age, and another 30 percent aged between 15 and 34 years. At the other end, only 4 percent is 65 or older.

The rate of urbanization has been particularly high over the last decade, about 3.8 percent in the last 5-10 years. More than 50 percent of the total population now lives in Nigeria's urban areas. Increasing urbanization has been accompanied by rising poverty in urban centres, with significant implications for social and economic policy and planning.

### *National Development Framework*

Following Independence, Nigeria embarked on development planning with the National Development Plan 1962-68. It produced several more medium-term plans until the mid-Eighties, when the dynamics of structural adjustment made planning impractical. With the return to civilian rule, Nigeria resumed formal planning with the launch of the National Economic Empowerment and Development Strategy (NEEDS) in 2004.<sup>4</sup> The country has now articulated a vision for its long-term development in a document called Vision 20:2020. Adopted in 2010, Vision 20:2020 envisages Nigeria becoming one of the world's largest 20 economies by 2020, with a specific GDP target of USD 900 billion and a per-capita income target of USD 4000 by that year. The long-term plan is being implemented through a series of medium-term plans, the first of which is the National Implementation Plan (NIP) 2010-2013. Building on the Vision and the NIP, President Jonathan launched the Transformation Agenda in 2011. These three documents constitute the core of the country's national development planning and management framework.

## **I.3 Major Developments in Nigeria since Last CCA**

Since the preparation of the last CCA, a number of issues have come to the forefront of the country's socio-economic dynamics. The first is the acceleration of urban growth, which appears to have been very pronounced in the last few years. Urbanization is a global phenomenon as cities continue to be a magnet for the rural population because of

---

<sup>4</sup> Many States had a similar instrument, the State Economic Empowerment and Development Strategy (SEEDS).

the opportunities they offer. The distinctive aspect of Nigeria's cities is the substantial absence of employment opportunities. Not only do cities already have high unemployment among their young high school and university graduates, most new migrants have rather limited skills suitable for the urban economy. A related issue is the so-called demographic bulge, referring to the very high ratio of young people in the total population. A young and vigorous population is a great opportunity for economic development if the country can provide avenues for their productive engagement. Otherwise the same group can become a major societal challenge. Another major development is the significant deterioration in citizen and community security around the country. Kidnappings are rife in some parts, tension is rife between pastoralists and settlers in one State, and religious extremists have intensified attacks on citizens and communities in many parts of the country. These emerging issues should inform the work of the UN in Nigeria.

#### **I.4 Scope and Methodology of the CCA**

UN guidelines for the CCA indicate that it should be undertaken with the close involvement of government partners as well as civil society and the private sector. However, the guidelines also allow for a simpler process in situations where there is availability of adequate prior analysis. Considering the situation on the ground in Nigeria, the UNCT has opted for a simplified CCA. The simplified CCA is different from a full CCA in that it does not benefit directly from wide ranging consultation with government and other partners. Rather it is based mainly on existing documentation and analysis, complemented by more focused consultations.

Accordingly, the methodology for this CCA consists of a review of:

- Important reports from government, such as the reports on the Millennium Development Goals, on poverty, and on employment and household surveys.
- Reports from non-governmental organizations as well as independent reports, papers, and statements analyzing the development challenges in the country.
- Relevant documents produced by the UN, including the last CCA document prepared in 2006, the current UNDAF 2009-2012,<sup>5</sup> and the UNDAF review.
- Publications of other institutions working on development issues such as the African Development Bank, the World Bank, the IMF and DFID.

In addition, regular interaction and consultation were conducted with the UNCT and selected other stakeholders. These agencies commented extensively on the drafts and the Office of the Resident Coordinator convened a validation workshop with a broad spectrum of stakeholders.

#### **I.5 Outline of the Report**

The analysis is in seven main chapters, each covering an overview of the major issues

---

<sup>5</sup>Now extended to 2013 to be aligned with the periodicity of the National Implementation Plans

under a particular theme, a summary of relevant policies, a highlighting of key challenges and a sketch of possible cooperation opportunities for the UN. The themes were identified through an initial review of research and analytical reports and policy documents and exchanges with the UN Country Team. The themes identified for focused analysis are as follows:

*Governance:*

This covers a range of issues such as rent seeking and rule of law, voice and accountability, service delivery, social protection, due process and institutional capacity and effectiveness.

*Growth, Productivity and Employment:*

This covers issues of economic growth and human development, economic policy reforms, planning and implementation, employment generation (particularly for young people), and migration and the role of the Diaspora.

*Social Inclusion and Empowerment:*

This covers issues of social inclusion, particularly gender equality and social protection.

*Social Service Delivery:*

This covers issues of access, quality and equity in relation to education health (including on matters of HIV and AIDS), and water and sanitation.

*Poverty, Food Security and Nutrition:*

This covers a range of issues, including dimensions of poverty, nutrition and food security, land holding, agricultural modernization, rural infrastructure, farm inputs and market linkages.

*Conflict Risk and Human Security:*

This covers a range of issues, including rule of law, citizen security, electoral tensions, conflicts over resources in the Niger Delta and elsewhere in the country, ethnic tensions and religious extremism.

*Environment, Climate Change and Disaster Management:*

This includes discussions of sustainable development, environmental protection and management, city habitats, climate change mitigation and adaptation; and emergency preparedness, response and recovery.

Each chapter provides a situation analysis, which covers an overview of the key issues and a description of relevant government policies and strategies. Major challenges that persist despite national efforts are then described. Lastly, to the extent possible, areas of opportunities for the UN System are identified. A final chapter suggests some strategic options for the UNCT and provides a perspective on the possible alignment of UN agency programmes with the Government's strategic priorities in the next UNDAF.

## II: Governance

### II.1 Situation Analysis

Nigeria has arguably fallen behind its potential to significantly improve on its human development and achieve the Millennium Development Goals. With a Human Development Index of 0.459, Nigeria is ranked 156<sup>th</sup> out of 179 countries. The prevailing situation is due partly to challenges of governance stewardship responsibility. Governance is about the ways and means the country is governed and those in authorities respond to the legitimate aspiration of its citizens; including the existence and proper functioning of institutional processes and the quality of democratic representation, judicious and transparent management of resources, the enthronelement of the rule of law and respect for fundamental human rights. Aspects of good governance considered in this report include voice and accountability; Local Government and Decentralization; Institutional Framework and Service Delivery; Social Protection; Rule of Law and Corruption; Public Finance Management and Due Process; and Data in Development.

Voice & Accountability: The dynamics of the electoral space is one way to gauge the quality and the interplay of voice and accountability, in practice. Nigeria has made good progress in the political process since the return to civilian rule in 1999. And there has been a smooth handover of power between successive governments. There has also been an increased capacity (for instance through group protest, lobbying, participation in parliamentary proceedings and various decision-making processes) for citizens and civil society organizations to influence and demand a change in government actions. A coalition of civil society groups, market women and NGOs forced the legislature to pass the National Health Bill in 2010, even though it is yet to be accented to by the President. Similarly, protest activities, including general strikes and engagement of government by the labor unions resulted in some compromise on the removal of fuel subsidy. Increasingly, Nigerians are availing themselves to various mechanisms to seek redress and demand accountability from elected officials and governments, especially at the Federal level, but less so at State and LGA levels.

Despite this seeming progress, the quality of representation and the responsiveness of those in authority are adjudged to be disappointing. Cases of election malpractices have persisted, and with many such cases ending in reversal of election results. The 2011 election which was credited to be the best and fairest in the series was however followed in its wake with the most violent election-related reaction in recent history. Thus, even with the existence of electoral laws and structures, political party practices have remained weak, imbued with a lack of internal democracy, and continue with a tendency to intimidate opponents and impose candidates against the wishes of the electorates. Post-

election protests, violence, and litigations have become the hallmarks of the political system.

A good number of institutional mechanisms are in place to promote open and transparent governance, but their actual performance has been far below expectations. For instance, budget preparation and execution have hardly complied with the Fiscal Responsibility Act. Budgets are routinely delayed and performance reports are rarely published, if prepared, even though this is required by law. On the issue of fundamental human rights the Nigeria Human Rights Commission has repeatedly drawn attention to extra judicial killings by the Police. And even though the Commission has the power to decide on complaints of human rights violations, with the force of a High Court decision, its officials are reportedly intimidated by the police establishment. Nigeria is ranked in the lowest third of the global league table on accountability, with a score of 30 on a 100 point scale<sup>6</sup>.

Local Governance and Decentralization: Several actors, such as Federal agencies, development partners, CSOs and CBOs, simultaneously operate on the local development scene, sometimes in concert, but more often than not at variance with the local government administration. The jurisdiction of LGAs is fragile, sometimes confused and often circumscribed. By law LGAs are assigned a limited range of functions and invariably have inadequate fiscal and human resources: lacking in technical expertise and the networks and partnerships that can bring synergy to the provision of services. It is important that Nigeria effectively promote a local governance perspective that builds on the respective comparative advantage of the different actors for good governance at this level.

Such effective decentralization requires an enabling environment for LGAs to be able to fully assume and carry out their developmental responsibilities. Lessons from the pilot phase of the Niger Delta Local Development Programme (NDLDP) have shown that the provision of support in this direction would considerably improve the living conditions in the LGAs. The on-going clamour for decentralization and proposed review of the constitution of Nigeria, provides a framework for pursuing and a refocusing of local governance, and would address the incessant recourse to placing governance at the LGA level in the hands of state-Governor-appointed sole administrators.

Institutional Framework and Service Delivery: Nigeria's three-tiered Federal structure of government provides the overarching framework for service delivery. It has been described as an "unequal relationship of top-bottom, patron-client, rather than a consensual, collaborative approach to the conduct of inter-governmental relations..." The

---

<sup>6</sup> Nigeria Vision 2020: Report of the Vision 2020 National Technical Working Group on Governance, July 2009.

lower levels of government, especially the LGAs, which are at the heart of service delivery are grossly disadvantaged, due largely to constant appropriation of its power by the State Government, coupled with inadequate capacity for development planning and accountability.

Corruption is rife in Nigeria, and perhaps much more tellingly in the civil service, which is the fulcrum of public service delivery. In 2003, President Obasanjo remarked that *“Nigerians have for too long been feeling short-changed by the quality of public service...public offices have for too long been showcases for combined evils of inefficiency and corruption whilst being impediments to effective implementation of Government policies....”*. In response, the Obasanjo Administration developed the Service Delivery in Nigeria: A Roadmap and established the **SERVICOM Charter, a policy intervention**, with the aim of providing the basic services to which every Nigerian is entitled in a timely, fair, honest, effective and transparent manner.

The objectives and delivery mechanisms of SERVICOM would appear to be appropriate remedies for poor service delivery in the Nigerian public sector. However, with over 12 years since SERVICOM, experience so far does not bear any relationship with good service delivery. The principles of SERVICOM have not been translated beyond the Federal level. A series of public service reforms have been initiated, but these have not been faithfully implemented with the resultant effect that the Public Service remains in a state of crisis of identity.

Rule of Law and Corruption: Strict adherence to the rule of law is crucial to the enforcement of rights, removes the specter of arbitrariness and ensures the enthronement of a just and egalitarian society, in which everyone irrespective of social status and gender feels safe, protected, and have confidence in the government, and can go about their lives without let or fear. Unfortunately this situation is not what currently prevails. Cases of arbitrariness and miscarriages of justice are common, and have given rise to the emergence of many human rights and civil liberties organizations.

Corruption is acknowledged to be pervasive in Nigeria, and the country has been repeatedly ranked as one of the world’s most corrupt nations. Reported cases of corruption scandals are regularly reported in the news media. Government has created a number of institutions to deal with corruption, such as the ICPC, EFCC, and the Code of Conduct Tribunal. Still, the newspapers and airwaves are filled with reports of large scale corruption. Over the past decade, since the creation of ICPC and EFCC, only a few high-profiles, albeit selective, corruption cases have led to some conviction. An Inspector General of Police was sentenced to jail and a few state governors were impeached and removed from office.

Many civil society organisations have dismissed the war against corruption as mere talk, accusing the government of violation of the rule of law by not bringing guilty individuals to book. There is wide spread perception that the judiciary is not immune from corruption as well, as there have been accusations and counter accusations even among serving judges, of bribery and corruption. Cases of corruption are often prolonged, with insinuations that a number of judicial officials demand bribes for justice. Efforts of anti-corruption agencies have been called to questions as largely ineffectual, including accusation of corrupt practices by officials of these agencies. In addition, high ranking public officials have been observed not to comply with financial disclosure laws, including requirement for declaration of assets upon assumption and leaving office. Such individuals are rarely conclusively brought to justice. Structural problems confronting the administration of rule of law includes obsolete laws, the sad state of the judiciary, and low level of funding, among other factors.

Public Finance Management and Due Process: At the heart of the PFM is the Fiscal Responsibility Act (FRA) of 2007, the Public Procurement Act of 2007, the Financial Accounts and Management Act and other related rules and regulations which combine to create an enabling environment for due process and accountability. Public Finance Management (PFM) systems, consists among other things budget formulation, implementation, auditing, reporting, accounting for revenue and expenditure, including procurement. The FRA provides for prudent management of the Nation's Resources, ensuring Long-Term Macro-Economic stability of the National Economy, securing greater accountability and transparency in fiscal operations. The independent Fiscal Responsibility Commission (FRC) was established to ensure the promotion and enforcement of the Nation's Economic objectives. It has the power to compel any person or government institution to disclose information relating to public revenues and expenditure, and to cause an investigation into whether any person has violated any provisions of the Act, and to take appropriate actions as provided for under the Act to deal with such a situation. There has been poor compliance to the principles and practice of PFM and due process.

Data in Development: Nigeria has had difficulties with collecting reliable data for national planning and development. Such deficit results, among other things, in years of delay in producing data on key indicators for measuring progress. In recent years, the National Bureau of Statistics (NBS) has shown remarkable improvement in its scope of coverage, but problems of data quality, harmonization and coordination remain severe. The dearth in the availability of data extends also to the area of physical planning system, thus worsening access to housing induced-poverty. At State and Local Government levels, which are responsible for the larger part of human development

programmes and expenditure, statistical data are meager, fragmented and unreliable. Government investment in data systems has been meager, as a majority of the national data system, through the National Bureau of Statistics, are sponsored or assisted by activities of development partners.

## **II.2 Key Issues and Challenges**

1. The quality of political representation remains poor. Within and outside the political parties, space is needed to allow for people to have a say in decisions and activities affecting their lives. Such lack of space portends ethnic and social upheavals leading to atmosphere of apprehensions, fears and human insecurity.
2. Weak compliance with rules and regulations governing the electoral process engenders a lack of confidence in the rule of law.
3. The absence of an effective local governance and decentralization programme results in the occurrence and recurrence of major bottlenecks to development.
4. Pervasive corruption, inadequate enforcement of rules and regulations, and an inconsistent justice system suggest a need to further strengthen anti-corruption institutions and mechanisms.
5. The entrenchment of SERVICOM as an intervention mechanism is not working optimally at the Federal level, and is practically unknown at the State and LGAs levels.
6. Social protection schemes are fragile, and lack depth and reach, especially in coverage at the States and LGAs levels. Political and institutional commitment to social protection remains weak.
7. Implementation of the Fiscal responsibility Act (FRA) remains difficult. The time lines provided for key activities within the FRA framework are hardly complied with. There continues to be undue prolongation of the budget timetable far into the incoming year undermining predictability in activities of government. Audited accounts come often late and are hardly published. The FRA and many key aspects of public financial management are not institutionalized beyond the Federal level. The Procurement Act is not established in all the States and LGAs as required by law.

8. Collaboration between the Executive and the Legislature remains weak on budget matters, due largely to inadequate coordination and alignment between the different arms of government.
9. Two major issues are easily identifiable with the data system: weaknesses in the capacity of relevant institutions to gather data and, lack of reliability and consistency in available data.
10. The need for consistent and disaggregated data is urgent in the face of inequities, and huge disparities in poverty by zones, gender and other social economic grouping.
11. There is a lack of data at all levels to promote sustainable planning and management of access to adequate housing and shelter.

**Areas of Opportunity for the UN:**

1. Support for strengthening the electoral system to be free, fair and transparent.
2. Support for enhancing women's participation in democratic governance at all levels.
3. Support for institutional reforms for service delivery and social protection
4. Support for strengthening the anti-corruption agencies to be more effective
5. Support for advocacy by organized non-state actors for transparency and accountability by government institutions,
6. Support for capacity building for the administration of justice
7. Support for strengthening M&E systems for evidence-based planning at all levels
8. Support to governmental agencies and CSOs engaged in the fight against corruption.
9. Support for data generation systems and use for policy making at national, state and LGA levels
10. Support for strengthening local and municipal governance and service delivery structures.

### III: Growth, Productivity and Employment

#### Economic Growth and Performance

Key macroeconomic indicators for Nigeria have been relatively stable in the last three years. The economy has maintained its growth streak since 2008 despite the constraining effects of the global crisis. The economy grew at an average annual rate of about 6 percent in real terms between 2006 and 2008. It grew at about 7 percent in 2009 and 8 percent in 2010 (see Table III.1). Real Gross Domestic Product (GDP) in 2011 was N833.4 billion, up from N 775.5 in 2010.<sup>7</sup> The country's GDP per capita is estimated at USD 2,156.

Growth has been driven mainly by the non-oil sector, which has grown at an annual average rate of almost 9 percent. Agriculture (crop production), telecommunications, construction, wholesale and retail trade have been particularly impressive.

**Table III.1 Macro Economic Indicators (2006 - 2010)**

Indicators	2006	2007	2008	2009	2010
GDP level at 1990 Constant Prices (Billion Naira)	595.6	634.3	672.2	719.0	775.5*
GDP Growth at 1990 Constant Prices (%)	6.03	6.45	5.98	6.96	7.87*
Nigeria's Total External Reserves (US\$ Million)	42.3	51.3	53.0	42.5	32.3
Inflation rate (Year-on-year change %)	8.50	6.60	15.10	13.90	12.70
Oil Sector Growth %	-4.51	-4.54	-6.19	0.45	4.98*
Non Oil Sector Growth %	9.41	9.52	8.95	8.32	8.43*
Private Final Consumption (% of GDP)	60.34	74.89	63.88	74.36	59.46*
Government Final Consumption (% of GDP)	6.86	12.46	12.71	12.74	14.46*
Gross Fixed Capital Formation (% of GDP)	8.27	9.24	8.31	12.49	13.59*
Exports of Goods and Services (% of GDP)	45.96	33.73	39.88	30.79	45.57*
Imports of Goods and Services (% of GDP)	21.44	30.32	24.79	30.38	33.08*

Source: National Bureau of Statistics

\* Provisional Estimates

<sup>7</sup> National Bureau of Statistics, Quarterly Report on GDP, 2011 and First 2012

Inflation has been relatively high, at an average of 11.4 percent from 2006 to 2010. It declined from 12.7 percent in 2010 to an estimated 10.2 percent in 2011 following some monetary policy tightening and an easing of food prices.

The National Bureau of Statistics (NBS) forecasts that real annual growth rates will be between 6.5 percent and 8 percent over the next four years (see Table III.2).

**Table III.2 Projected real growth and inflation rates (2010-2015)**

Year	2010	2011	2012	2013f	2014f	2015
Growth	7.98	7.36	6.5	8.04	7.43	7.25
Inflation	13.50	11.0	13.57	12.21	12.04	11.91

Source: National Bureau of Statistics, *Review of the Nigerian Economy in 2011 & Economic Outlook for 2012 -2015*

The NBS also projects that inflation will rise to 13.57 percent in 2012 percent due partly to the higher price levels in the economy following the partial removal of the fuel subsidy. It expects, however, that inflation rates will trend slowly downward after that. The NBS rightly cautions that these projected rates also depend on the outcome of the policies of the Central Bank of Nigeria (CBN).

Gross Fixed Capital Investment has grown substantially, from about 8 percent to about 14 percent of GDP, driven mainly by huge government investments in transport, energy and other infrastructure. Exports have been consistently larger than imports, due mainly to good crude oil prices. However, because import growth has also been strong, the country's foreign reserves in 2010 were USD 32 billion, compared to USD 42 billion in 2006.

## **Human Development and Millennium Development Goals**

### *Progress towards MDGs*

Nigeria does not appear to be on track to meet most of the MDGs by 2015. Table III.3 shows the country's current status on the MDGs and likelihood of attaining the 2015 goals.<sup>8</sup>

<sup>8</sup> The most recent MDG Report is for 2010, but much of the data comes from the Demographic and Health Survey conducted in 2008.

Across the range of MDGs, the probability of meeting the MDGs is mostly “medium”.<sup>9</sup> On poverty and hunger, there is only a medium likelihood that the number of people living on less than USD1 a day will come down to less than 21 percent (from a current level of 54 percent). The same is true for the percentage of people living below the minimum calorie intake. There is however, a strong possibility that the number of underweight children will fall below 20 percent.

Nigeria’s MDG target for education is universal primary education and gender equality at the primary and secondary levels. A major development in education is the implementation of the Universal Basic Education (UBE) Programme. This was complemented with a surge in the establishment of private primary schools. As a result, enrolments have risen significantly. Primary school enrolment has risen from 80 percent in 2004 to 89 percent in 2005. The completion rate is currently still at only 68 percent. Substantial additional efforts will be required to reach the 100 percent goals by 2015. Regarding equality, it is unlikely that parity between girls and boys will be attained at secondary level, although it is possible with strong additional efforts for primary schooling.

In health, significant progress has been made over the last decade but the MDG targets will be hard to attain. Attaining infant and child mortality targets are only weakly possible, as is the likelihood of attaining 100 percent skilled attendance at births. On the positive side, there has been a decline in the rate of HIV/AIDS in women between the ages of 15 and 49 from 5.8 percent in 2001 to 3.2 percent in 2007. HIV prevalence among pregnant women aged 15-24 is down to 4.2 percent. The MDG report asserts that the target of “halting and beginning to reverse” the spread of HIV is already met.

Attaining the MDG goal of sustainable access to basic needs is also a challenge. There is only a weak possibility of meeting the goals for water, sanitation and forest coverage. The proportion of land area covered by forest has actually declined from 12.2 percent in 2005 to an estimated 9.9 percent in 2010.

With respect to Goal 8 (partnership), Nigeria appears to be making good progress. Per capita ODA has grown from less than USD 5.0 in 2004 to USD 10.7 in 2010. Similarly, debt service as a percentage of exports of goods and services has declined from 15.2 percent in 2005 to 0.5 percent in 2008.

Overall, it is possible that the MDG goals can be met nationally by further boosting the concerted economic and social policy efforts that the government has been making over the last five years. It is unlikely, however, that they can be fully met across the states.

---

<sup>9</sup> The classification is based on the colour codes used in the MDG report, where red = weak, yellow = medium and green = strong.

**Table III.3 Progress on the Millennium Development Goals**

<b>MDG</b>	<b>MDG Target 2015</b>	<b>Current Status (2008/2009)</b>	<b>Likelihood of Attainment</b>
<b>1. Poverty and Hunger</b>			
Halve percentage of people living on < USD1 per day	21	54	Medium
Halve percentage of people living in absolute poverty ( $\leq$ 2900 calories per day)	15	33	Medium
Prevalence of underweight children < 5years old	20	23	Strong
<b>2. Achieve universal primary education</b>			
Increase net enrolment in primary education	100	89	Medium
Increase primary school completion rate	100	68	Medium
Increase literacy rate of 15-24 years old	100	80	Medium
<b>3. Promote gender equality</b>			
Raise ratio of girls to boys in primary schools to 100 percent	100	85	Medium
Raise ratio of girls to boys in secondary schools to 100 percent	100	80	Weak
<b>4. Reduce under 5 child mortality</b>			
Reduce infant mortality rate by two thirds	30	75	Weak
Reduce Under-five mortality by two-thirds	64	157	Weak
<b>5. Improve maternal health</b>			
Reduce by three-fourths the maternal mortality rate (per 100,000)	250	545	Strong
Raise to 100% child deliveries attended by skilled attendants	100	39	Weak
<b>6. Combat HIV/AIDS</b>			
HIV prevalence among pregnant young women age 15- 24	To be halted	4.2	Strong
<b>7. Sustainable access to basic needs</b>			
Double proportion of population with access to improved water source (percent)	77	59	Weak
Double proportion of population with access to improved sanitation	70	52	Weak
Proportion of land area covered by forests	15	10	Weak

Source: Federal Government of Nigeria, Nigeria Millennium Development Goals (MDGs) Report 2010.

Beyond the aggregate figures, there are substantial disparities among the states. According to UNICEF, while there are pockets of deprivation in the Southern States, the most vulnerable Nigerians live in the 3 Northern Zones. A majority of the poorest 40 percent live in the Northern states; there are far fewer children attending school in the North than in the South; the gender parity index for primary school is significantly poorer in the North; under-five mortality is higher in the Northern states; and births attended by a skilled attendant is lower in the North. Across the country there are also large gaps between the richest and poorest households in terms of access to most services.

### *Poverty and Inequality*

Nigeria's prospects of halving poverty by 2015 seem weak despite strong growth in the non-oil economy. Table III.4 presents selected indices relating to poverty. The incidence of poverty appears to have grown between 2004 and 2010 on three measures of the indicator. With strong growth, per capita income will rise, but as the government has acknowledged, it has been jobless growth. Moreover, in spite of its being spread across most sectors, growth benefits still tend to be skewed.

Rates of poverty vary significantly between urban and rural and among geo-political zones. Sixty-six percent of the rural population lives below the poverty line of USD 1 per day. In urban areas, the poverty incidence is 52 percent. By geo-political zone, over 70 percent of the population in the North West lives below the poverty line compared to 50 percent in the South West. In general the poverty incidence is significantly higher in the three Northern Zones. There is also a strong correlation between poverty and level of education.

Income inequality has also grown over the last ten years. The national Gini Coefficient has risen slightly from 0.4296 in 2004 to 0.4470 in 2010. Inequalities seem to be about the same in urban and rural areas. However, there are significant variations among the zones. The degree of inequality is highest in the North East and South South Zones, and lowest in the North West and South West.

Perhaps more importantly, the poorest quintiles are worse off across all development indicators. There are substantial disparities in service delivery amongst the better off and the poorest segments of Nigerian society. A child from the poorest household is 3 times more likely to be underweight than his/her rich counterpart; A child from a poor household is two times less likely to attend primary school and five times less likely to complete secondary school compared to a child from the richest household; A child from a poor household is two and a half times more likely to die before their 5<sup>th</sup> birthday.

### Table III.4 Poverty Indices

#### *A: Incidence of Poverty 2004 and 2010*

Year	Food Poor	Absolute Poor	Dollar/Day Poor
2004	33.6	54.7	51.6
2010	41.0	60.9	61.2

#### *B Incidence of Poverty Urban versus Rural*

Sector	Food Poor	Absolute Poor	Dollar/Day Poor
Urban	26.7	52.0	52.4
Rural	48.3	66.1	66.3

#### *C Incidence of Poverty by Geo-political Zone*

Zone	Food Poor	Absolute Poor	Dollar/Day Poor
North Central	38.6	59.5	59.7
North East	51.5	69.0	69.1
North West	51.8	70.0	70.4
South East	41.0	58.7	59.2
South South	35.5	55.9	56.1
South West	25.4	49.8	50.1

#### *D Income Inequality by Area of Residence and Geopolitical Zone: 2004 and 2010*

		2004	2010
National		0.4296	0.4470
Area of Residence	Rural	0.4239	0.4334
	Urban	0.4154	0.4334
Geo-Political Zones			
North Central		0.3849	0.4340
North East		0.3760	0.4442
North West		0.4088	0.4097
South East		0.4459	0.4220
South South		0.4114	0.4468
South West		0.4028	0.4056

Source: National Bureau of Statistics, Nigeria Poverty Profile 2010

### **III.3 Economic Policy Reforms, Planning and Implementation**

Following the return to civilian rule in 1999, Nigeria launched the National and State Economic Empowerment and Development Strategies (NEEDS and SEEDS) in May 2004. NEEDS was conceived as a strategy for growth and poverty reduction based on three pillars:

- Empowering people and improving social service delivery;
- Improving the private sector and nurturing non-oil sector growth; and
- Improving governance and government processes.

NEEDS was followed in 2007 by President Yar'Adua's 7-point agenda, focused on energy, security, wealth creation, education, land reform, mass transit and the Niger Delta.

In 2010, Nigeria adopted Vision 20: 2020 as a framework for its long-term development. Vision 20:2020 envisages Nigeria becoming one of the world's 20 largest economies by 2020. Specific targets were specified for GDP (USD 900 billion) and per-capita income (USD 4000). Vision 20:2020 places emphasis on:

- Infrastructural development and diversification,
- Accelerated growth, enhanced productivity and competitiveness
- Socially and environmentally sustainable development

The long-term plan is being implemented through a series of medium-term plans, the first of which is the National Implementation Plan (NIP) 2010-2013. The NIP identified its six main policy thrusts as follows:

- Bridging the Infrastructure gap
- Increasing productivity and promoting competitiveness
- Building the country's human resource base
- Developing a knowledge-based economy
- Improving governance, promoting social integration and improving the business
- Fostering environmentally-sustainable development

Reinforcing the message of the Vision and the NIP, President Jonathan launched the Transformation Agenda in 2011 as the context for his administration's accountability. The Transformation Agenda is particularly focused on governance and competitiveness; accelerated and sustainable economic growth; infrastructural regeneration; human capital strengthening; and access and social cohesion.

Over the last ten years the Government has been putting in place different elements of a comprehensive social and economic reform programme. In November 2005, Nigeria gained Paris Club approval for a debt-relief deal that eliminated USD18 billion of debt in exchange for USD12 billion in payments - a total package worth USD30 billion of Nigeria's total USD37 billion external debt. An aspect of the deal was to use the savings to fund social sector reform: health, education and social protection. The government has also been instituting a series of other reforms, including modernizing the banking system, curbing inflation and resolving tension over the distribution of oil earnings. In the wake of the global financial and economic crises the Central Bank moved to further strengthen the financial sector. President Jonathan unveiled, in August 2010, a power sector roadmap that includes privatization of electricity generation and distribution. A similar transformation process is in process for the road sector.

A major component of the agreed reforms was the phasing out of subsidies. The 2012

budget saw a partial phasing out of the fuel subsidy. This was expected to yield about 1.4 trillion Naira (about USD 9.3 billion) in savings. These savings would be channeled into safety nets for the poor, infrastructure development [through the Subsidy Reinvestment and Empowerment Programme (SURE-P)], and the Sovereign Wealth Fund (SWF). The SWF was established with initial capital of USD 1 billion from oil sales. Revenue in excess of a benchmark price for oil assumed in the budget is to be put into the SWF<sup>10</sup>.

The 2011 unemployment rate was 24 percent compared to 21 percent in 2010. The unemployment rate was higher in rural areas than in urban areas (26 percent versus 17 percent). The unemployment rate is highest for the 15-24 and 25-44 age groups (38 and 22 percent respectively). See Table III.5 below. An average of 1.8 million people have entered the active labour market every year over the past five years, and the Bureau of Statistics projects that the number of new entrants will grow annually from 3 million in 2012 to about 8.5 million in 2015.

**Table III.5: Unemployment Rates by Location Gender and Age Group 2011.**

	Urban (%)	Rural (%)	National (%)
Male	16.9	25.1	23.5
Female	17.2	26.1	24.3
National	17.1	25.6	23.9
Ages 15-24	33.5	38.2	37.7
Ages 25-44	16.3	24.1	22.4
Ages 45-59	12.5	19.6	18.0
Ages 60-64	17.8	22.1	21.4

Source: NBS: 2011 Annual Socio-Economic Report

The authorities recognize unemployment, particularly youth unemployment, as an urgent policy priority. Several agencies and schemes have been established to tackle poverty and unemployment. These include the National Directorate of Employment, the National Poverty Eradication Programme, the Small and Medium Enterprises Development Agency, the Microcredit and Entrepreneurship Development schemes and more recently, the Job Creation Committee [See Box III.1 for a summary of youth employment efforts in Nigeria.]

The current focus seems to be on youth with skills. It would be essential going forward to also address the problem among the semiskilled and unskilled. This would be an imperative not only from an economic angle, but also from a governance and social stability perspective.

<sup>10</sup>African Economic Outlook, 2012

### **Box III.1 Youth Employment in Nigeria**

The government and private sector have created several employment vehicles for youth. The School to Land and Skill Acquisition programmes have youth employment as the primary goal. The National Employment Policy, approved in 2002, aimed at achieving full youth employment and encouraging more private job creation. The policy emphasised linking education to the needs of the labour market. Entrepreneurship was made compulsory on the curriculum of all Nigerian Universities. But youth unemployment continues to rise. There remains a skills mismatch for the labour market, including for university and college graduates. The central bank started Entrepreneurship Development Centres (EDCs) in the six Geo-political zones. There is entrepreneurship training for unemployed university, polytechnics, college and secondary school leavers. By January 2011, EDCs had trained and counseled over 34 000 graduates, created about 2 800 jobs and enabled about 1 000 graduates to access N171 million for their activities. President Jonathan introduced the “Youth Enterprise With Innovation In Nigeria” (You Win) programme in 2010 aiming to encourage and support youth business ideas. The Nigerian Youth Entrepreneurship Development Programme, launched by the Ministry of Youth Development, also seeks to enhance skills and experience and provide access to finance for youth entrepreneurs. The programme is expected to benefit 10 000 people aged between 18 and 35. Oil companies have also helped employment efforts. In 2004, Shell Petroleum Development Company (SPDC) launched a youth development programme to provide skills for self-employment. It has trained more than 1900 people in entrepreneurship, leadership, conflict management and industrial vocational skills. Nigerian Liquefied Natural Gas (NLNG) launched the Youth Empowerment Scheme (NLNG YES) in 2004, targeted at youths from over 100 rural communities. By 2011, more than 660 people had been trained.

**Source: African Economic Outlook 2012**

### **III.4 Labor Migration and the Diaspora**

According to the UN Department of Economic and Social Affairs, the proportion of the Nigerian population living in urban centers was 50 percent in 2010<sup>11</sup>. It was 26 percent in 1975. In the last five years, the rate of urbanization in Nigeria has been growing at 3.8 percent per year. This demographic shift has important implications for the country’s long-term development, which are yet to be fully explored. Increasing urbanization enlarges potential opportunities for achieving poverty reduction and sustainable development in the cities. The movement to cities is primarily driven by a search for better opportunities, which has been made more urgent by declining livelihood opportunities in the rural areas. The potential is good that migration will generate positive externalities by contributing to the concentration of ideas, skill, and capital in cities. Cities also engender the potential to concentrate economic and social services (finance, health, education) and generate scale economies in communication and transport facilities. Without adequate planning, however, the tendency would be for the rapid slum growth in Nigeria’s urban areas to be significantly exacerbated. Consider, for instance

---

<sup>11</sup> UN Department of Economic and Social Affairs, Population Division, Urban Population, Development and the Environment 2011 (Wall Chart)

that currently 66 percent of Nigeria's urban population lives in slums.<sup>12</sup>

In addition to bettering themselves, migrant remittances contribute to poverty reduction in the migrant-sending communities. Most of those who move out of rural communities maintain strong links to their places of origin. Consequently, there is a strong network of income transfers across the country. It is well known that migrant remittances increase receiving households' resources for investment, and for healthcare and education. Broadly, remittances help smooth household consumption and act as a form of insurance against income shocks caused by drought, famine, and other crisis.

External migration, the so-called brain drain, is also an important issue for Nigerian development. The Manpower Board suggests that the country loses more than 1,500 professors annually.<sup>13</sup> In some specialized disciplines, the loss is as much as 70 percent of those trained. In the medical field, for instance, a recent estimate was that there are at least 21,000 Nigerian Doctors practicing the United States alone.<sup>14</sup> On the other hand however, Nigerian citizens abroad represent an important development resource for the country in terms of high-level expertise and financing. International remittances contribute to increasing individual household welfare, international reserves, financing of imports and to improving the current account position of receiving countries.

Nigeria receives the highest amount of remittances in Africa, estimated by the Central Bank at USD 18 billion in 2007. This means the country receives more in remittances than in foreign direct investment (FDI), official development assistance (ODA), and other inflows. An estimated 3.4 million Nigerians were living as migrants across the world, up from 1.9 million in 2004.<sup>15</sup> The country's challenge is to devise interventions to increase the share of these contributions that go into productive investment, for instance by facilitating investment instruments that offer them reasonable prospects for returns.

### **III.5 Key Issues and Challenges**

Key challenges in economic growth and performance include:

- 1 The paradox of solid economic growth in the last decade accompanied by rising poverty and growing unemployment.
- 2 The task of diversifying the economy, modernizing agriculture and moving up the manufacturing value chain. The lack of economic diversification into high value-

---

<sup>12</sup> Ibid.

<sup>13</sup> National Planning Commission, Report of the Vision 2020 National Technical Working Group On Human Development, 2009.

<sup>14</sup> UNDP Human Development Report (1996)

<sup>15</sup> Numbers are from: Agu, Chukuma, "Nigeria", Chapter 7, in Sanket Mohapatra, DilipRatha, Remittance Markets in Africa, World bank, 2011.

- added activities is a major underlying cause of Nigeria's jobless growth.
- 3 Severe infrastructural deficits, especially in electricity and transport, which constitute binding constraints on growth
  - 4 The task of raising the investment/GDP ratio to about 30 percent, which is the necessary in order to meet the growth and national income targets of Vision 2020
  - 5 The preponderance of short-term speculative investment over productive longer-term investment

Key challenges in Human Development and Millennium Development Goals include:

- 6 Disparities in human development States, within States, between the rich and poor quintiles and between men and women
- 7 Limited institutional capacities across the board, especially at the local government level
- 8 Data scarcity, especially at Local Government Level, which limits ability to accurately design and monitor programmes
- 9 Weak inter-governmental coordination at both vertical and horizontal dimensions

Key challenges in economic policy reforms, planning and implementation include:

- 10 Policy inconsistency: government's ostensible inability to commit to policies or sustain implementation
- 11 Policy and Plan Coordination in the context of Nigeria's Fiscal Federalism
- 12 Need for delineation of roles, especially as Education and Health are on concurrent list
- 13 Weak alignment between plan goals and sectoral budgets and the high-level Vision 20:2020 policy priorities
- 14 The weak state of the Plan - Budget linkage process
- 15 Poor monitoring and evaluation capacity in MDAs at the Federal, State and LGA levels

Key challenges in labor migration and the Diaspora include:

- 16 Poor availability of data on the aggregate volume of internal migration and remittances
- 17 Wide variances in estimates of international remittances and poor knowledge of volume of informal flows.

### **Areas of Opportunities for the UN**

- 1 Support the government in developing policies and initiatives to promote pro-poor and pro-employment growth
- 2 Support the government in developing models, and accessing international best practices of employment generation and safety net support programmes

- 3 Support the government in developing policies to maximize the contributions of Nigerians in Diaspora to investment and job creation.
- 4 Support the government in improving policies to ensure skills transfer to Nigerians by foreign companies
- 5 Support government to strengthen its data systems at Federal, State and LGA level, e.g. to identify and monitor the most deprived states and LGAs
- 6 Leverage government resources towards most deprived states and communities for greater impact
- 7 Invest in scaling up proven cost effective interventions and removing supply and demand bottlenecks in service delivery in the most deprived communities
- 8 Support for strengthening capacity for effective LGA service delivery in urban areas

## **IV: Social Inclusion and Empowerment**

Social inclusion is about belonging and citizenship. It entails the full and equal participation of all Nigerians in economic, social and political processes. There is considerable exclusion in Nigeria, driven by poverty, gender bias and existential factors like health, education, and employment status. Having examined a broad range of social inclusion concerns, the Human Development Thematic Group for Vision 20: 2020 focused on three domains namely, gender and women's empowerment, child and youth development and social safety nets. As youth empowerment has been examined in Chapter II, this chapter addresses gender and social protection.

### **IV.1 Gender Equality**

The discussion of progress towards the MDG highlighted some positive trends in gender equality indicators. School participation is improving at the primary level, although the proportion of girls enrolled is still lower than that of boys across all levels of education. However, at the secondary and tertiary levels the ratio is tending downwards, substantially so at the tertiary level. Similarly, some positive trends were noted with respect to health indicators.

Women's representation in political decision-making has seen remarkable progress, with female representation in Parliament growing from 1 percent in 1990 to 3 percent in 2000, to 7.5 percent in 2009 (against an MDG target of 30%). In the Federal Cabinet, the 13 female members constitute 31 percent of the 42-member entity. Women also constitute 11.8 per cent of the 17 members of the Supreme Court. Across the country, women constitute 30 per cent of the total number of High Court Judges. However, while acknowledging progress to date, the government recognizes that much remains to be done.

Nigeria adopted a National Gender Policy in 2007, replacing the Women's Policy of 2000. In 2008, the Strategic Implementation Framework was drafted, setting out the objectives, targets and monitoring framework towards eliminating discrimination and improving the participation of women in national life. The main thrust of the National Gender Policy is to:

- Eliminate harmful cultural and religions practices
- Eliminate all forms of gender-based violence
- Prioritize women's education and informal education.
- Facilitate access to critical resources and invest in women's human

This policy thrust is reflected in the Vision 20:2020, which also noted continuing constraints to gender equality.

Nigeria ratified the United Nation's Convention on the Elimination of all Forms of

Discrimination against Women (CEDAW) in 1985. However, CEDAW has not yet been adopted into the country's legal code. It has been blocked in Parliament since 2007 because some sections were considered controversial sections. Efforts are afoot to push through the National legislation, after which it will have to be considered and passed by the State Assemblies. For it to become a nationally binding legislation, it must be passed by at least two-thirds of the 36 State Houses of Assembly. Nigeria also became signatory to the Convention on the Rights of the Child in 1991, and the Convention against Torture and Other Cruel, Inhuman or Degrading Treatment or Punishment in 2001. In 2003, the Child Right's Act was adopted to protect children's rights. Twenty-two states have adopted it to date in their legislatures.

There are many laws affecting gender in Nigeria. The constitution contains a clause prohibiting discrimination based on gender or class. In addition, states have various laws designed to abolish harmful practices. For instance, Edo State prohibited FGM in 2000, Ondo State prohibits infringement on the rights of widows and Kebbi and Niger States have banned early marriage.

The Ministry of Women's affair, established in 1995, is the National anchor for gender issues and each state has a State Ministry of Women Affairs. There are also gender focal points in ministries and government offices but coordination among them and with the Ministries is weak.

Nigeria has also set up a National Advisory Committee on Women and a National Committee on Women to promote improvement in the status of the women.

The National Center for Women's Development (NCWD) was established in 1995 as an institute under the Federal Ministry. It conducts surveys on gender issue and provides vocational trainings. Each state also has Women Development Center conducting vocational training.

Even with all these policies and mechanisms, many cultural practices continue that clearly infringe on women's rights. Female Genital Mutilation (FGM), child marriage and abusive widowhood rites remain rife. Other aspects of the dominant patriarchal system, such as wife inheritance in some parts, also deprive women of choice. In some places, widowed women are often deprived of their husband's property and sometimes even of access to their own children.

## IV.2 Social protection

It is part of government stewardship responsibility to promote access of all citizens to the basic requirements for a decent life. This may involve the determination of the minimum level of social welfare below which no citizen should fall, and by extension, the provision of reasonable safety nets for vulnerable sub-populations. Social protection is a priority in Vision 20 20:20. However, it is yet to receive comprehensive policy and budget support. Nigeria has no formal integrated National Social Safety Net programme. Nigeria spends far less on social protection than a number of other African countries, despite its relative wealth. In 2009, for instance, Nigeria spent about 1.4 percent of its consolidated expenditure on social protection, compared to 6.2 percent in Kenya (for 2007/08). At the same time, Nigeria's traditional social welfare mechanisms are breaking down due in part to development phenomena like rapid urbanization.

Social protection policy has been on the agenda in Nigeria since 2004, when the National Planning Commission, supported by the international community, drafted a social protection strategy.<sup>16</sup> More recently, the National Social Insurance Trust Fund drafted a social security strategy. However, neither strategy has moved beyond the draft stage, despite a commitment to social protection in Vision 20: 2020. The draft social protection policy is quite robust, adopting a life-cycle approach and a gender lens. It has four main themes: social assistance, social insurance, child protection and the labour market. However, only a few of the elements have been adopted in the national implementation plan.

Several actors are involved in funding and implementing social protection. Historically, besides six government vocational training centres for disabled persons, the country has relied mainly on civil society groups (NGOs, FBOs, and CBOs) for programmes supporting orphans, widows, people living with HIV/AIDS, people with disabilities and the aged. In recent times, the Federal government has initiated three social protection initiatives.<sup>17</sup> These are: the conditional cash transfer “In Care of the People” (COPE)<sup>18</sup> targeted at households with specific social characteristics; the health fee waiver for pregnant women and children under five (financed through the DRG fund); and the community-based health insurance scheme, which was redesigned in 2011 because the previous scheme had design challenges (See Box 1).

State level programmes include child savings accounts, disability grants, and health,

---

<sup>16</sup>Holmes, Rebecca et. al. Social protection in Nigeria: an overview of programmes and their effectiveness, ODI Project Briefing No 59, September 2011

<sup>17</sup>Hagen-Zanker, Jessica and Rebecca Holmes, Social protection in Nigeria: Synthesis report. UNICEF, February 2012.

<sup>18</sup>Funded initially through the Debt Relief Grant (DRG) fund

education and nutrition support. These have not typically been implemented systematically. A few other donor-led programmes also exist, which include social protection, but not as the primary objectives. There are also some labour market programmes, including for agricultural subsidies, youth skills development and employment. But these are not primarily targeted at the poor, nor are they part of a coordinated response to unemployment.

### **IV.3 Challenges**

Key challenges in fostering gender equality include:

- 1 Limited access of women to employment opportunities and capital.
- 2 Lower rate of enrolment of women in tertiary institutions.
- 3 Vulnerability to gender-based violence
- 4 Limited presence in all forms of decision-making venues
- 5 Higher vulnerability of women to HIV and AIDS

Key challenges in providing social protection include:

- 6 Very low coverage of existing programmes
- 7 Deployment of only a narrow set of instruments
- 6 Poor service delivery
- 7 Fragmentation of approaches across the country
- 8 Inadequacy of resources to scale up social protection programmes
- 9 High unemployment and restiveness among young people.

**Box IV.1: Federal-led social protection schemes**

**COPE** – aims to reduce the vulnerability of the core poor. Households receive a monthly Basic Income Grant (BIG) of USD10-15 for one year, and a lump sum of up to USD 560 at the end. Beneficiaries also receive entrepreneurship and life skills training. COPE has two conditions: enrolment and retention of children in basic education and participation in all free health care programmes. The programme targets household with school age children and who are poor and vulnerable. Vulnerability indicators include being headed by females, being physically challenged, being a fistula patient or an HIV and AIDS patient. This programme reaches only about 22,000 households.

**MCH** – aims to accelerate progress towards MDGs 4 and 5. It provides free primary health care for children under five and primary and secondary care for pregnant women up to six weeks after childbirth. It is not specifically targeted at the poor, but may be considered a social protection mechanism because child and maternal mortality affect the poor disproportionately. It is currently running in 12 states, with coverage of 851,198 women and girls.

**CBHIS** – aims to informal sector and marginalized groups against the burden of high health care costs by pooling risks across the community. It is still at the pilot stage and is envisaged to cover over 60,000 people in the informal sector. When fully rolled out, it is expected to cover over 112 million people. The core benefit package will consist of maternal neonatal and child health services and control of highly prevalent diseases.

Source: UNICEF, Social protection in Nigeria: Synthesis report.

**IV.4 Areas of opportunities for the UN****Areas of opportunities for the UN****Women's empowerment:**

1. Support Government efforts to reduce the gender gap in the labour market
2. Help advocate for adoption of legislation to enhance gender equality, and eradicate gender inequities.
3. Help develop culturally sensitive instruments to eradicate harmful practices.
4. Support programmes of assistance to victims of Gender Based Violence (GBV)
5. Help strengthen enforcement mechanisms for GBV related laws, support improved monitoring and reporting on GBV, and support community mobilisation efforts.

**Social protection:**

- 6 Support the development of an overarching social protection policy framework<sup>19</sup>
- 7 Facilitate knowledge exchange and mobilization of international best practice;
- 8 Strengthen the capacity of social protection institutions (through upgrading the quality of personnel and tightening their governance mechanisms and processes).
- 9 Support the development of models for involving communities in the provision of social protection services
- 10 Support evidence-based strategies to inform programming for adolescents and young people in and out of schools, that nurture their empowerment and promote a smooth a smooth transition to adulthood.

---

<sup>19</sup>Such a framework would outline various options for social protection, delineate institutional roles and responsibilities and map out a dialogue process.

## **V: Social Service Delivery: Quality and Equity**

Nigeria has set itself an ambitious target to become one of the world's largest economy by the year 2020. Given its resource base, many agree that Nigeria stands on the threshold of a true transformation. Whether this happens or not depends to a very large extent on two things: taking advantage of its most important asset, population, especially its predominantly youthful population (45 percent) and growing; and, the quality of its human development capital. Investment in education and health constitute key success factors in any transformation agenda. At the moment the two sectors are severely challenged. A failure to make the necessary investment to chart the right direction would undermine Nigeria's efforts to be among the world's 20 biggest economies by 2020.

### **V.1 Education: Situation Analysis:**

The Nigerian system of education is stratified into primary education; post-primary, secondary education (Junior and Senior Secondary School); and tertiary education. There are additional sub-classifications: Early Childhood Care and Development Education (ECCDE - a pre-primary education for younger children of less than primary school age); Nomadic Education (for special groups of migrants); Adult and Non-Formal education; and various other special-purpose classifications such as technical, vocational, and teachers education.


Nigeria is striving to implement comprehensive education reforms, including universal basic education (UBE). Despite the efforts, the education sector is still characterized by a variety of challenges. Statistics from the 2010 Annual School Census (ASC) show an enrollment of 2.69 million in ECD, (50.9%-M and 49.1-F) while primary school enrollment is 20.66 million (53.4% -M, 46.6% -F) with a gender parity of 87.3%. There are large geographical differences in these enrollment figures, with higher male enrollment rates in the North and a near parity in the South. Gender disparity also exists in enrollment at the JSS level nationwide. Statistics at JSS level show enrollment of 54% male and 46% female with wide geographic and gender disparities.

The Global Monitoring Report (GMR) for 2010 showed that there were over 32 million children out of school in sub-Saharan Africa, of which Nigeria accounted for 26 percent. According to the Federal Ministry of Education, Nigeria has over 10 million out-of-school children, or only 42 percent of its primary school age population. Even those enrolled in school face a number of challenges resulting in irregular attendance and eventual drop out. According to the Global Monitoring Survey, 2010, children between 5 and 16 years of age get 6.7 years of schooling on average. There are huge disparities by location, gender and economic quintiles. This is even much worse at the ethnic level as shown in figure V.1 below.

Figure V.1

Education marginalization- what does this mean for programming-for access?

The case of Nigeria



Source: EFA Global Monitoring Report, 2010

About 25 percent of children aged 7-16 years have no education, about half of them are from the lowest quintile. Just under half are in the North West and North East zones, mainly from the rural areas. About half of the 'education poor' are Hausa speakers.<sup>20</sup>

Education Access and Quality:

It is difficult to estimate total education expenditure across the three-tier levels of governments, given the absence of National Education Accounts. Available data indicate that Nigeria spends an estimated 0.9 percent of GDP on education. The data also indicate that only 35 percent of the education budget is allocated to basic education as opposed to the 50 percent recommended for the achievement of Education for All (EFA) targets.

*Early Childhood Development*

The establishment of an Early Childhood Development (ECD) section in every primary

<sup>20</sup> It is noteworthy that a huge number of children attending the non-formal and Quranic education systems are not captured in the national EMIS systems database and hence not reflected in the education system. Plans are underway to strengthen these systems through the development and implementation of a decentralized policy on EMIS (National Policy on EMIS – 2007).

school, as required by the UBE scheme, has been slow. However, there has been consistent ECD enrollment growth across the country since its inception in 2004. Enrollment in ECD in public primary schools currently stands at 2.7 million (of which 49 percent is female). This represents a 91 percent increase from 2005 (NEMIS, 2010). Against a national population of 12.8 million children aged 3-5 years, these numbers suggest that most children of this age are out of preschool. The high number of children who are made to care for younger children contributes significantly to the large number of out of school children at the primary level.

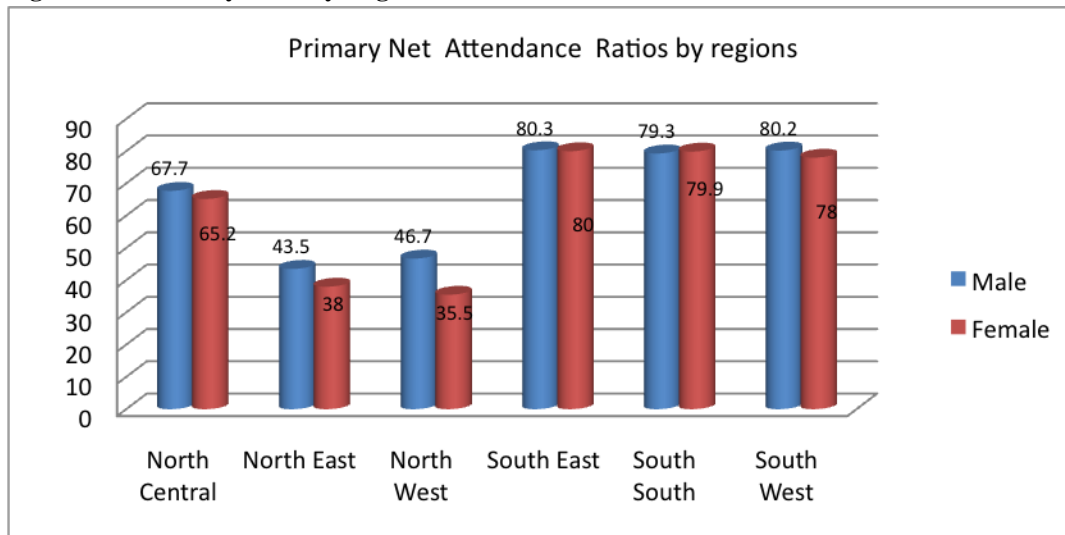
Most of the available early childhood centers (79 percent) are located in urban areas. The travel distance and time to these centers is in the excess of one kilometer for about 76 percent of the children, and it takes over 30 minutes. Pre-school centers in both urban and rural areas are predominantly owned by private providers, and tend to be priced out of the reach of most children, except for children from rich homes. Data from MICS (2007) further indicates that while 50.8 percent of children from the urban areas live in households containing learning materials, only 28.7 percent of those from the rural areas have access to learning materials.

#### *Primary Education*

The primary school enrollment for 2009/2010 is 20.7 million, of which 47 percent are girls, according to Federal Ministry of Education statistics. The Gender Parity Index (GPI) for the five-year period 2005/6 to 2009/10 is in favor of boys, although there seems to be a gradual but consistent progress towards gender parity: 0.87 in 2010 up from 0.83 in 2006. There are however, significant geographical differences, with the North East and North West Zones recording the lowest GPI and the Southern Zones recording the highest (Figure V.2). One reason for the lower attendance rates for girls is that drop out rates are higher than for boys towards the end of primary school. Contributory factors include early girl child marriage, preference for male over female in schooling in poor families and distance to schools.

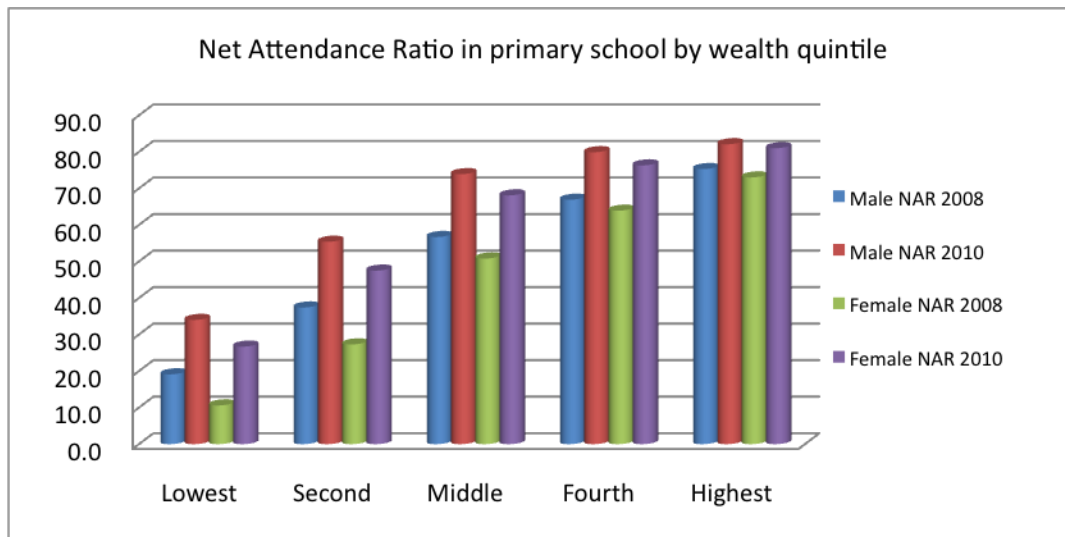
Figure V.3 shows Net Attendance Ratio for Primary School by wealth quintile. Among the poorest 20 percent of households, the net attendance ratio is about 30 percent, compared to about 80 percent among the richest households. In essence, a child from the poorest household is two times less likely to attend primary school than one from the wealthiest.

**Figure V.2: Primary NAR by Regions**



Source: NEDS 2010

**Figure V.3: NAR - Primary school by wealth quintiles**



Source: NEDS 2010

A good number of school-age children are out for school, providing economic support to their households. In rural Edo and Lagos, for instance, young children of about 5 years old are increasingly assisting their parents on farms, with selling produce in the market, and serving as apprentices to traders.

Statistics on the stock of primary schools is conflicting. A 2006 National Personnel Audit by the Ministry of Education shows that there were 54,434 primary schools in Nigeria, while the 2006 Census shows 87,941 primary schools. It estimated that there are about

254,319 classrooms, and that an additional 251,030 classrooms is the projected requirement to meet the needs of children seeking entrance to primary schools.<sup>21</sup>

There is a dearth of both qualified professional teachers and teaching aides in a majority of schools. Some states have had difficulty attracting sufficient numbers of teachers, despite reported salary increases of more than 500 percent since 1998. Meanwhile in other states, large numbers of qualified teachers remained unemployed and those who are employed face irregular payments of their salaries. The Federal Government recently (June 2012) commenced the purchase and distribution of textbooks to primary school pupils nationwide to address some of the difficulties associated with learning.

#### *Junior Secondary Education:*

Junior Secondary Education (JSS) constitutes the last three years of the 9-year basic education programme. It is both pre-vocational and academic. Qualifying pupils are admitted into the first year of Senior Secondary School (SSSI), while those interested in vocational training are allowed entry into full vocational programmes. The national enrollment at JSS level during the 2009/2010 school year was 19.8 million (of which 45 percent are female). In the Southern Zones, JSS enrollment is slightly higher for girls. Overall, the Gender Parity Index (GPI) over a five-year period is in favour of boys. The proportion of pupils proceeding from Primary schools to JSS is far below projections. Out of the expected 9.27 million only 3.27million are enrolled.

The transition from primary to Junior Secondary School is difficult for many children from the lower quintiles. Barriers at the primary level are often magnified at the secondary level. These barriers include cost, distance to school, labour demands. In addition, for girls especially there are deeply ingrained social, cultural and economic barriers.

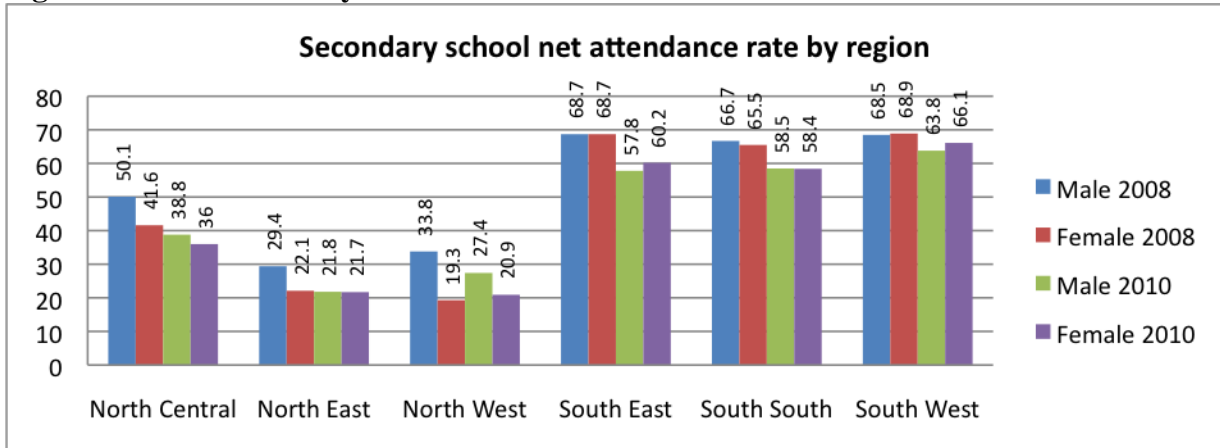
#### *Secondary Education*

The NAR at the secondary school level is only 44 percent. Higher attendance rates are recorded in the urban areas (63 percent) than in the rural areas (37 percent). The Attendance rate for males is 63.5 percent, and for females 58.4 percent, with a Gender Parity Index of 0.86. The percentage of children attending secondary school in Urban areas (60%) is about twice that of children in the rural areas (36%). By Zone, the South East and South West Zones have the highest NAR (59 and 65 percent) while the North East has the lowest with 22 percent (Figure V.4).

---

<sup>21</sup> It is noteworthy that over the last several years, several state governments have commenced intensive primary schools modernization programmes and are increasing the stocks and quality of primary schools. Such programmes are increasingly popular as indicated by the spate of advertised primary schools modernization programmes by an increasing number of States.

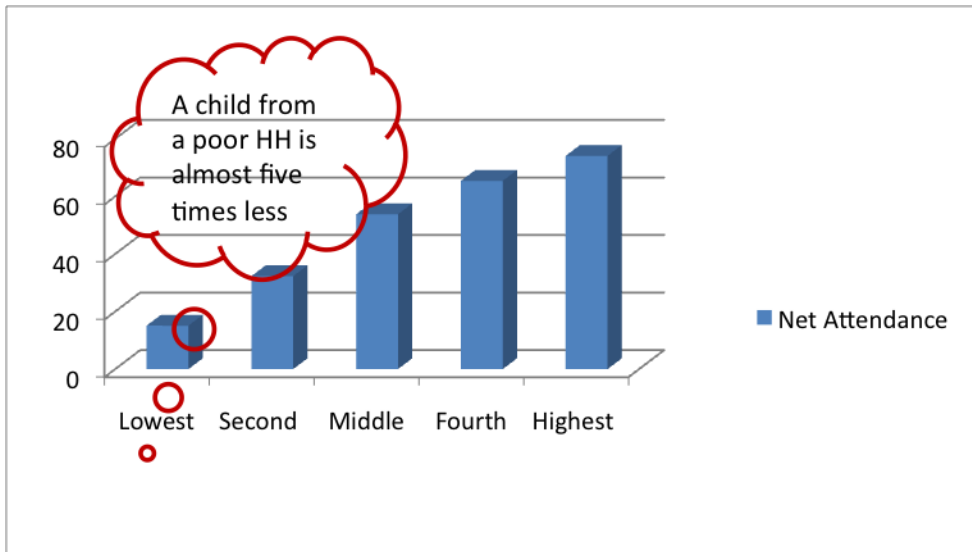
**Figure V.4 Net Secondary School Attendance Ratio**



Source NDHS 2008, NEDS 2010

By wealth, the NAR in the poorest quintile is about 10 percent, compared to about 70 percent in the richest quintile (Figure V.5). A general increase in attendance ratio across all quintiles was recorded between 2008 and 2010, with the increase in attendance particularly remarkable for the lowest quintiles. Additionally, attendance for boys and girls compares favourably in the high quintiles, while there are still wide differences in the lower quintiles.

**Figure V.5: Net Attendance Ratio by Secondary School by Wealth quintiles**



## V.2 Health: Situation Analysis

The recent National Health Results Matrix of the Federal Ministry of Health,<sup>22</sup> prepared as the health component of Vision: 20:2020, provides context to examine trends, issues and challenges with respect to improving health outcomes in Nigeria. The overall health outlook for Nigeria is poor. The health indices have shown mixed performance over the last two decades. There are significant disparities in health outcomes between rural and urban areas, between northern and southern regions, and across income groups.

**Table V.1: Basic Health Status Indicators**

Indicator	2003	2008	2012
Total Population	118,438,474 (2005)	150,864,344	171,470,043
Urban %	36.28	45	45
Rural %	63.72	55	55
<b>Life expectancy (Years)</b>			
Total	48 (WDI, 2003)	50 (WDI, 2008)	51 (WDI, 2011)
Male	47	50	51 (2011)
Female	49	51	52 (2011)
% of underweight children under the age of 5	30 (2004)		23.1 (NDHS, 2008)
Under – 5 mortality rate (per 1,000 live births)	217 (NDHS 2003)	157 (NDHS, 2008)	141.4 (Lancet, 2011)
Infant mortality rate (per 1, 000 live births)	113 (NDHS, 2003)	75 (NDHS, 2008)	
Maternal mortality ratio (per 100,000 live births)	800 (FMOH, 2004)	545 (NDHS, 2008)	487 (Lancet, 2011)

Life expectancy in 2003 for males was 47 years compared to 49 years for females. These have improved marginally to 50 years for men and 51 years for women in 2011 (WDI 2012)<sup>23</sup>, but still below the least developed countries (LDC) average of 53 years. The disability-adjusted life expectancy at birth is 38.3 years (WHO GBD 2004).

Infant and under five mortality rates have improved from 87 and 192 in 1990 to 75 and 157 in 2008<sup>24</sup> respectively. Similarly the percentage of one-year olds who are fully immunized against measles rose from 46 in 1990 to 86 in 2011.<sup>25</sup> The approach that has been adopted by the government through the Integrated Maternal, Newborn and Child Health (IMNCH) Strategy in 2007 appears to be yielding results.

There are large differences in infant and child mortality rates across population sub-groups and zones. According to the National Demographic and health Survey (NDHS)

<sup>22</sup> FMOH: National Strategic Health Development Plan, 2010-2015. December 2010.

<sup>23</sup> World Bank. World Development Indicators Data. © 2012 The World Bank Group. [online at <http://data.worldbank.org/data-catalog/world-development-indicators>] [accessed June 10, 2012]

<sup>24</sup> National Population Commission. National Demographic and Health Survey. NPopC 2008

<sup>25</sup> National Primary Health Care Development Agency. National Immunization Coverage Statistics, 2011. NPHCDA, 2011

carried out in 2008, poor children, children living in rural areas, and children living in the Northern Zones are more likely to die before they reach their fifth birthday than their richer, urban, and southern counterparts. Also, children and infants from the poorest 20 percent of the population are about three times more likely to die than those among the richest 20 percent. The major causes of mortality and morbidity in children are malaria, diarrhoea, acute respiratory infections (ARI), measles and other vaccine preventable diseases (VPD), with malnutrition exacerbating the effect.

Maternal Health: Despite having only 2 percent of the world's population, Nigeria accounts for 10 percent of global maternal mortality. While the maternal mortality ratio has improved from 704 per 100,000 live births in 1990 to 545 in 2008, Nigeria's maternal health indicators remain one of the poorest in the world. One in 23 women face a lifetime risk of maternal death and about 52,900 women and girls die every year from pregnancy related causes. For every woman that dies, at least 20 others suffer morbidities such as obstetric fistula, infections and disabilities. Ante Natal Clinic (ANC) access is 58% and deliveries assisted by skilled birth attendants is 39%.

Skilled attendance at birth improved marginally from 35.3% in 2003 to 39% in 2008. On the other hand, the proportion of women making at least 4 ANC visits during their last pregnancy decreased from 47.4% in 2003 to 44.8% in 2008. There are wide regional variations in the percentage of women who receive ANC by skilled providers and those that deliver in health care facilities. The Northern geopolitical zones have the lowest percentage of women receiving ANC from skilled providers and higher mortality rates of women that deliver in health facilities.

Only 10 percent of married women use modern methods of Family Planning (FP) compared to an average modern contraceptive prevalence rate (CPR) of 22 percent for Sub-Saharan Africa. The total fertility rate (TFR) has remained high over the last 17 years from 5.9 births per woman in 1991 to 5.7 births in 2008, with rates as high as 7.3 in the North (NDHS 2008). On the average, rural women have two children more than urban women (6.3 and 4.7 children, respectively). Women in the highest wealth quintile have an average of 4 children with 22.3 percent contraceptive prevalence rate. Women in the lowest have an average of 7 children and 2.5 percent CPR.

Although national policies, formulated by the Federal Ministry of Health provide some level of standardization, each tier of government is largely autonomous in the financing and management of health services under its jurisdiction. This has led to fragmentation in the delivery of health care services. The very weak health system contributes to the limited coverage with proven cost-effective interventions. As noted in Chapter III, Nigeria is not on track with MDGs 4 and 5.

### Malaria, TB and HIV

### *Malaria*

Malaria is an endemic disease in Nigeria, accounting for up to 25 percent of the burden of malaria in Africa. Malaria-related deaths account for up to 11 percent of maternal mortality. It also accounts for 25 percent of infant mortality and 30 percent of under-5 mortality annually.

### *HIV/AIDS*

Although Nigeria has one of the highest number of people living with HIV/AIDS in Africa, the national median HIV prevalence has been declining. The HIV prevalence rate rose from 1.8 percent in 1991 to a peak of 5.8 percent in 2001. Thereafter the prevalence fell to 4.4 percent in 2005 and appears to have stabilized at 4.1 percent in 2010. There are wide regional variations in the HIV prevalence rates, ranging from 2.1% in The Northwest to 7.5 percent in North central. Among different age groups, the prevalence is least among those aged 15-19 years and highest among those aged 30-34 years.

It is estimated that of the 3.1m people living with HIV/AIDS, 1.5 million are in need of ARV therapy<sup>26</sup>. In 2010, 359,200 people (from 13,000 in 2004) received ARV (of which roughly 65 percent were women). The situation is most dire for children: only 10% of children who require ARV therapy are receiving the appropriate treatment.<sup>27</sup>

### *Tuberculosis*

Nigeria ranks 10th among the 22 high-burden TB countries in the world, with an estimated 210,000 new cases of all forms of TB in 2010, equivalent to 133 per 100,000 population. There were an estimated 320,000 prevalent cases of TB in 2010, equivalent to 199/100,000 cases. There were 90,447 TB cases notified in 2010, with 58 percent cases as new smear positives. A total of 83 percent of cases notified in 2009 were successfully treated. The main goal of Nigeria's TB program is to halve the TB prevalence and death rates by 2015. The burden of TB in Nigeria has improved in the last decade. TB death rates have declined from 11 percent in 2006 to 5 percent in 2010.

Health System: Despite considerable investment in the health sector over the years, available evidence suggests that health care system throughout Nigeria remains weak. It is characterized by wide disparities in the distribution of resources, decaying infrastructure and poor coverage with cost-effective interventions. The availability of essential drugs and other health commodities is inadequate and the weak referral system remains weak. In 2005, the FMOH estimated a total of 23,640 health facilities in Nigeria of which 85.8 percent are primary health care facilities, 14 percent secondary and 0.2 percent tertiary. 38 percent of health facilities are owned by the private sector, which provides 60 percent of health care in the country<sup>28</sup>. The 53 federal owned tertiary

---

<sup>26</sup>Federal Ministry of Health. National HIV sero-prevalence sentinel survey among pregnant women attending antenatal clinics in Nigeria: Technical Report, 2010.

<sup>27</sup>UNAIDS, <http://www.unaids.org/en/regionscountries/countries/nigeria/>

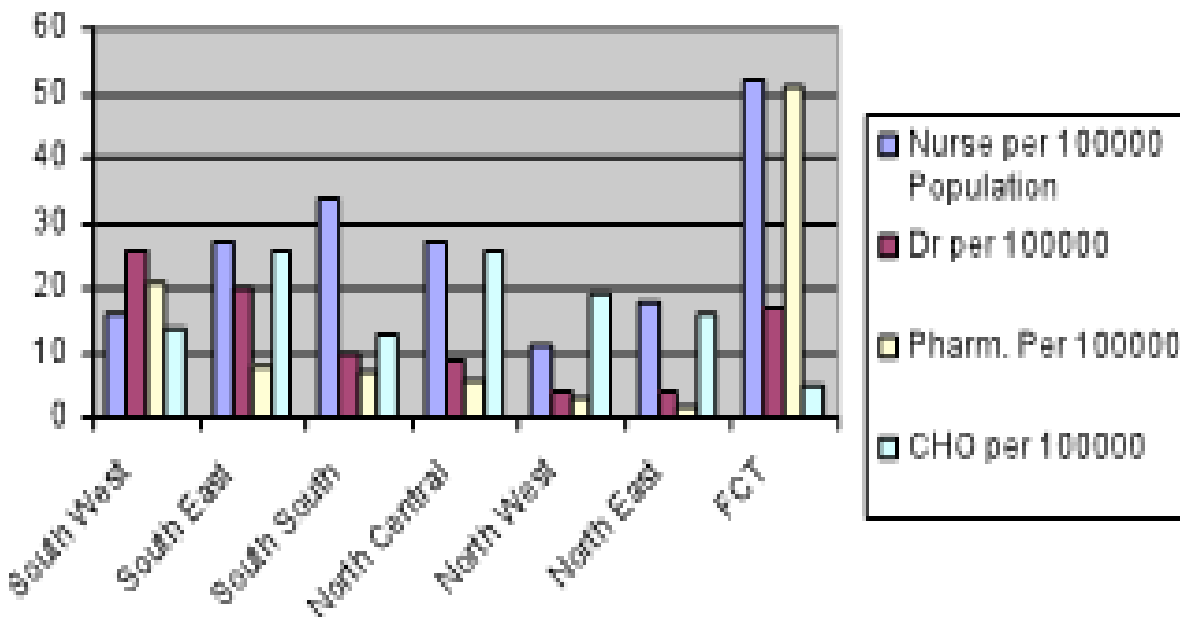
<sup>28</sup> Federal Ministry of Health (2005) *Inventory of Health Facilities in Nigeria* Abuja: Federal Ministry of

facilities provide specialist services, which are mostly not available at the secondary and primary level, with the teaching hospitals also providing training for health workers and research.

Government allocation to health care has been on the increase in the last decade but falls short of the Abuja Declaration Target of 15 percent of the national budget to health. Total Health Expenditure (THE) in Nigeria increased from N661.7 billion in 2003 to N976.79 billion in 2005 (NHA 2003; 2005<sup>29</sup>). While the THE has grown in absolute terms by nearly a third during this period, it has actually declined as a share of the GDP, from 12.25 percent in 2003 to 8.56 percent in 2005. The share of government budget allocated to the health sector rose from 4.5 percent in 2010 to 5.4 percent in 2011.

There are about 39,210 doctors, 124,629 nurses and 88,796 midwives registered in Nigeria. The aggregated numbers hides a large variation between areas and States/Zones. The density of health workforce varies between rural and urban areas.

**Figure V.6: Health workforce per 100,000 populations by Zone**



Most doctors and nurses work in higher level and private practices. About 88 percent of the 26,361 doctors practicing in the country work in hospitals, most of them in private hospitals. Only 12 percent work at PHC level.

In 2005, the federally funded National Health Insurance Scheme (NHIS) commenced operation nationwide, providing coverage mostly to Federal government employees. The National Health Insurance Scheme is also currently piloting Community Based Health Insurance Scheme in 12 states of the country with similar pilots on-going in the private sector. For example, the Hygeia Community Health Plan (HCHP) subsidizes insurance

<sup>29</sup> 2003 – 2005 NHA Estimation, Final Report, 2009

premiums for low income previously uninsured people. Approximately 75,000 farmers in Kwara State and 40,000 local market women in Lagos have been recruited.

Recognizing the need to scale-up and strengthen the health system, provide additional financing, improve efficiency in resource use, and strengthen the Primary Health Care System in line with the principles in the Ouagadougou and Abuja declarations,<sup>30</sup> the Federal Government through the Federal Ministry of Health (FMOH) developed the National Strategic Health Development Plan (NSHDP). The NSHDP aims to align and harmonize existing disparate plans, as well as provide a coordination mechanism for multiple actors in the health sector that would be in alignment with the national priorities. The NSHDP is the compass or reference resource for the health sector component of the 1st National Investment Plan of the Vision 20:2020, and the President's Transformation Agenda. Moreover, under the Social Safety Nets component of SURE-P government has committed to increasing the utilization of maternal and child health services by the population through demand side (conditional cash transfer) and supply side (provisioning of basic services by female community health workers) interventions.

### **V.3 Water and Sanitation**

A total of 68 million Nigerians have access to improved water supply: 46 million in urban areas and 22 million in the rural areas. About 43 million Nigerians have access to improved sanitation facilities. Estimated coverage is about 25 percent for rural dwellers and 35 percent for urban dwellers. The 2010 MDG Report suggests that there is only a weak likelihood of attaining the targets of 77 percent access to improved water source, and 70 percent access to improved sanitation. Even more worrying, it seems water and sanitation were less accessible in 2011 than 2008. Access to improved water sources was 55.2 percent in 2011 compared to 55.8 percent in 2008. For sanitation, access was 29.6 in 2011 compared to 53.8 per cent in 2008.

### **V.4 Key Issues and Challenges:**

Education:

- 1 Despite a commitment to UBE, access to early childhood education remains very low, becoming both a cause and effect of gross inequity and inequalities.
- 2 Nigeria is home to 10.5 million out-of-school children or 42% of its primary school age population.
- 3 Children from poor homes are two times less likely to attend school compared to children from rich homes.
- 4 Over 50 million youth and adults continue to lack basic literacy skills.

---

<sup>30</sup>Ouagadougou Declaration on Primary Health Care and Health Systems in Africa: Achieving Better Health for Africa in the New Millennium. Available at [[http://www.afro.who.int/en/divisions-a-programmes/dsd/health-policy-a-service-delivery/hps-publications/doc\\_details/2135-ouagadougou-declaration-on-primaire-health-care-and-health-system-in-africa-2008.html](http://www.afro.who.int/en/divisions-a-programmes/dsd/health-policy-a-service-delivery/hps-publications/doc_details/2135-ouagadougou-declaration-on-primaire-health-care-and-health-system-in-africa-2008.html)]. Accessed [03/02/2010]

- 5 A large proportion of existing stock of primary school infrastructure is adjudged to be badly deteriorated and in need of repairs, and lacking in essential teaching aids.
- 6 Factors responsible for low school enrollment include inadequate infrastructure, low level of funding, inadequate number of qualified teachers, withdrawal of pupils from schools, curriculum irrelevance and religious and cultural biases;
- 7 There is a huge unmet need for secondary school education, as children from the poorest households are almost five times less likely to attend secondary school compared to children from rich homes.
- 8 Low achievement in learning outcomes for children in basic and secondary education is more pronounced within the lowest and second lowest quintiles, and with children from rural areas.

#### HEALTH:

- 9 Reducing mortality, morbidity, fertility, and malnutrition requires multisectoral inputs and actions, but very little, if any, inter-sectoral analysis to document and respond to bottlenecks and challenges posed by other critical sectors.
- 10 Although Nigeria is making progress towards achieving MDGS 4, it is not at a pace rapid enough to achieve the set targets for 2015 due to low coverage of core maternal, newborn and child health interventions including resurgence of Poliomyelitis.
- 11 The disease burden of malaria poses a special challenge, as it overburdens the already-weakened health system.
- 12 Reducing mortality, morbidity, fertility, and malnutrition requires multisectoral inputs and actions, but very little, if any, inter-sectoral analysis to document and respond to bottlenecks and challenges posed by other critical sectors.
- 13 The proportion of children with pneumonia, diarrhea, and malaria that receive appropriate treatment in Nigeria currently stands at less than 30% for all three diseases
- 14 Limited access to health services due to financial and socio-cultural barriers.
- 15 The health system is weak due to inappropriate allocation of human and financial resources mainly focusing on tertiary and specialized care, instead of primary health care and autonomy of the 3 tiers of government leading to duplication of efforts, weak governance and lack of accountability
- 16 Significant regional differences exist with the northern states having the lowest health coverage indices
- 17 Nigeria is the country with the second highest burden of HIV globally therefore robust interventions addressing MDG 6 is pertinent. In addition to general population interventions, Nigeria has to lay more emphasis on prevention with most at risk populations (especially young people)
- 18 The Primary health care delivery system remains inadequate (quality and number of health workers, routine drugs, etc.) to support the rapid scale up of the community management of acute malnutrition program especially in the Sahel states

## Water and Sanitation:

- 19 Nigeria is falling short of realizing its requirements for water and sanitation, even though the country is well endowed with abundant water resources to meet the full range of her needs.
- 20 Lack of adequate supply of potable water is associated with a high prevalence of water-borne diseases. The brunt lies on the girl-children and mothers, who are mainly responsible for fetching water for household use.

## Areas of Opportunity for the UN

- 1 Promote and support for programmes to enhance school enrollment and transition rates for disadvantaged vulnerable groups in rural and urban fringes, especially in the areas of ECCE, primary education, and adult literacy, through the development of at least one joint programme.
- 2 Provide leadership in harmonization of development partner's support for basic education with an equity focus, with the Federal and State Education Authorities
- 3 Support the establishment of a robust and coordinated multi-level education management information system.
- 4 Provide support for strengthening the PHC system.
- 5 Supporting government institutions with capacity to improve financial commitments to health related MDGs
- 6 Legal and policy reforms that respects, protects and fulfills the reproductive rights of women and girls.
- 7 Strengthen community institutions and structures that would promote rights – friendly and transformed socio-cultural norms and practices for improved maternal health outcomes
- 8 Recognizing that maternal health outcomes depend on strong health systems, it is recommended that the UN systems provides strategic interventions that would serve as models for replication towards ensuring equitable, efficient and effective health systems, quality maternal health service delivery including family planning.
- 9 Support the Government for the implementation of existing key policy documents and planning instruments to guide the scaled up delivery of high impact interventions for maternal and newborn health, e.g.: the costed National Health Strategic and Development Plan (NHSDP) aims to articulate the health sector response to its current challenges and provides a roadmap to achieving the health related MDGs.
- 10 Support the government for its implementation of core programs that can improve service delivery including the Midwives Services Scheme, National and Community Health Insurance Schemes , the LGAs' Conditional Grants' Scheme and the Subsidy Reinvestment and Empowerment Programme (SURE –P). In addition, there is availability of donor funding with flexibility towards activities for improved infant and child survival.

- 11 The immunization program in Nigeria is among the best performing health programme. Opportunities should be explored on how to use this program as a platform for scaling up Primary Healthcare activities.
- 12 Create opportunities for nutrition services within health program
- 13 Support should be provided to ensure that Children are born HIV free (Mother to Child Transmission is eliminated);
- 14 Provide evidence and strategies to support HIV prevention programming for Most Risk Adolescents and young People/Especially Vulnerable Adolescents and Young people, Adolescents/Young living with HIV
- 15 Support mechanisms to promote a healthy, HIV adolescents and young people transition into adulthood,
- 16 Support reforms for integrated management of water resources and sustainable PPP approaches.
- 17 Improve the condition of vulnerable and deprived people by providing access to safe drinking water, basic sanitation and proper hygienic behavior.
- 18 Support reforms for integrated management of water resources and sustainable PPP approaches.

## VI Poverty, Food Security and Nutrition

### VI.1 Situation Analysis:

During the pre- and immediate post- Independence period, the key driver of the Nigerian economy was agriculture, as the major foreign exchange earner ( $\geq 70\%$ ), main source of National Output ( $\geq 60\%$  of the GDP) and main source of food needs ( $\geq 95$ ). Today, even though the agricultural sector remains the dominant employer of labor, earnings from the oil sector now accounts for most of the government revenue.

#### Poverty, Food Security and Nutrition:

The proportion of people hungry in Nigeria is estimated at about 30 percent, yet Nigeria had previously been self-sufficient in food production, with some left for export. By 2009, Nigeria's food import bill had climbed to over \$3 billion annually. Between 2004 and 2010, as indicated in Table III.4, the incidence of absolute poverty had grown from 55 percent to 61 percent. The incidence of food poverty had increased from 34 percent to 41 percent. The significant regional variances were also observed. In urban areas, the absolute poverty incidence is 52 percent, versus 66 percent in rural areas. By geopolitical zone, the poverty incidence is significantly higher in the three Northern Zones.

Malnutrition is widespread and rural areas and disadvantaged groups are particularly vulnerable to chronic food shortages: unbalanced nutrition, erratic food supply, and poor quality foods, high food costs, and in some cases a total lack of food. This phenomenon cuts across all age groups and categories of individuals in the rural areas. There is a high level of malnutrition among children in rural Nigeria. But figures differ between geopolitical zones, with 56 percent reported in rural area of South West and as much as 84.3 percent in some communities in Northern Nigeria.

The nutritional status of adult women is measured by their Body Mass Index (BMI). One in three women has abnormal BMI (12% being thin and 22% being obese), according to the DHS. Both conditions are associated with negative nutritional outcomes in children. Although data is scarce, it is estimated that 14 percent of newborns have low birth weights (UNICEF, 1990).

Nationally, 41 percent of Nigerian children are stunted, 9 percent are wasted or thin and 23 percent are underweight<sup>31</sup>. The data also reveal remarkable nutritional inequities among children. Children who live in rural areas or in the North and children of uneducated mothers are significantly more likely to be undernourished than other children. Children from the North West zone are particularly disadvantaged, with as much as 1/3<sup>rd</sup> severely stunted, reflecting extensive long-term malnutrition. On average, 65 percent of the populations is food insecure, with 34 percent consuming below the minimum level of dietary energy. The proportion Nigerians that is classified as Food-

---

<sup>31</sup> NDHS 2008

Poor rose from 34 percent in 2004 to 41 percent in 2010. The highest proportion is in the North East and North West (50%).

The Federal Government has committed to a transformation agenda that would achieve a hunger-free Nigeria. The Agriculture Transformation Agenda has set out to create over 3.5 million jobs from rice, cassava, sorghum and cotton value chains, with many more jobs to come from other value chains under implementation. The programme also aims to provide over N300 billion of additional income to Nigerian farmers. Over N60 billion is to be injected into the economy from the substitution of 20% of bread wheat flour with cassava flour.

### Micronutrient deficiency

Use of iodized salt: Nigeria achieved Universal Salt Iodization (USI) in 1998 with 98 percent of households having access to iodized salt. Total iodization remains high at 96.6 percent (DHS 2008).

Vitamin A fortification: In Nigeria, flour, sugar and edible oils are fortified with vitamin A. Compliance levels range from 100 percent for flour and sugar and 65 percent for edible oil. Beginning in July 2012, efforts are being stepped up to strengthen the capacity of regulatory agencies for compliance enforcement.

Vitamin A supplementation coverage: Tally sheet coverage of vitamin A supplementation for children 6-59 months averaged 76 percent from 2000 to 2011, with 506 million already distributed, mostly during immunization campaigns.

Iron Deficiency Anaemia: Iron deficiency amongst under-five children was 27.5 percent in 2001 (NFCNS)<sup>32</sup>. There is dearth of current data on deficiency and/or anaemia in Nigeria. Flour is also mandatorily fortified with iron to reach children and mothers. Iron-folate supplementations of pregnant mothers during the 2nd and 3rd trimesters have also been implemented, relying largely on the routine health care delivery system and/or the Maternal and Child Health Week (MNCHW).

Use of zinc and low osmolality ORS in diarrhoea: With diarrhoea prevalence at 18% (DHS 2008), and Zinc deficiency at 20% (NFCNS 2001) among children under five in Nigeria, UNICEF has systematically supported gradual scale-up of the use of Zinc and low osmolality oral rehydration salt in Nigeria beginning in 2007. On-going operations in 25 LGAs in 634 sites in 8 states drawn across north and southern Nigeria, recorded coverage of 35,665 under five diarrhoea children between January and May 2012, achieving 61% coverage of estimate caseload of diarrhoea children.

---

<sup>32</sup> National Food Consumption and Nutrition Survey, 2001

### Land Holding Systems:

Existing land use practices are largely regulated by the Land Use Act of 1978 which vests proprietary rights on land in the State Governor. Prior to the Act, land trusteeship rested with the chiefs, communities and individuals. The objectives of the Land Use Act are to bring about rapid economic and social transformation of the country through a rationalization of land use; to enable State Governments bring about proper control and administration of land for the benefit of everyone; to curb the incidence of rising land prices that may arise from the activities of land speculators, especially in urban areas; to remove unequal access to land rights as a cause of social and economic inequality due to land fragmentation and acquisition by way of inheritance; and finally to provide an incentive to development by providing easy access to land for the State and the people. Since the introduction of the Act, the legal right of usage is conveyed through the issuance of a Certificate-Of-Occupancy (C-of-O). The C-of-O does not confer ownership, only occupancy rights for a stated duration. The economic benefits and flexibility in the use of land are restricted by the covenanted clauses of the C-of-O, including size and number of land-holdings per individual, rights of transferability and change of use. There are inherent inequities due to challenges faced by rural and poor people, etc. A national committee is reportedly reviewing the land tenure system with a view to making land more easily accessible to investors.

### Research and Development for Agricultural Modernization:

In Nigeria, the level of agricultural mechanization is very low compared to countries such as Indonesia and Malaysia whose agricultural history and outputs were similar to that of Nigeria in the late 1950s to early 1960s. Agricultural research institutions have had limited success in supporting the need of farmers. Even with promising technology, linkages through extension services have remained weak at best. This situation is attributed to poor funding of public research organizations; inadequate coordination and collaboration among the country's research institutions; supply-side driven research with little interactions and accountability to end-users; and a disconnect between the various Federal and State Ministries of Agriculture and agricultural training institutions on the skilled manpower requirements to enhance productivity in the sector. The new Agricultural Research Council of Nigeria is expected to enhance coordination and provide focus for the research institutes, agricultural faculties, and universities, and the Federal Agricultural Colleges.

### Rural Infrastructure, Farm Inputs and Market Links:

Poor rural infrastructure, especially farm to market linkages contribute to significant post-harvest wastages (15%-40%) and low earnings for farmers. A good synergy will involve the availability of processing firms for perishable and other farm products that would add value and reduce losses, enhance food security, stimulate production and increase

employment generation. In its bid to reposition the agricultural sector, the Federal Government's new Agriculture Transformation Agenda (ATA) is aimed to develop agricultural value chains, including the provision and availability of improved farm inputs (seeds and fertilizer), increased productivity and production, as well as the establishment of staple crop processing zones. The ATA would also address issues related to post-harvest losses, improving linkages with industry with respect to backward integration, as well as access to financial services and markets.

## **VI.2 Key Issues & Challenges:**

1. The problem of food and nutrition security in Nigeria has not been adequately and critically analyzed, despite various approaches at addressing the challenge. A fundamental review of policy and strategies and options is indicated.
2. Rising poverty, dwindling food production capacity, increases in food prices, and dependency on food importation are leading to food insecurity and hunger. The deteriorating food security situation has resulted in unsustainable reliance on food imports
3. Poverty is a major determinant of hunger and nutritional status of individuals.
4. There is a dearth of national surveys to provide datasets for the analysis of food and nutrition security in Nigeria.
5. The absence of a coordinated policy framework coupled with the absence of buy-in from States and LGAs to scale up proven good practices initiatives continues to undermine progressive development of the agricultural sector.
6. Smallholder farmers, on whose shoulders the recovery of agriculture rests, have long been under-appreciated. The country needs to unleash their potential.
7. Nigeria can extricate itself from pervasive food insecurity by acting on four critical drivers: greater agricultural productivity of smallholder farmers; more effective nutrition policies, especially for children; greater community and household resilience to cope with shocks; and wider popular participation and empowerment, especially of women and the rural poor.
8. There has been a plethora of laudable pilot programmes not taken to scale. This further underscores the need for an overarching framework to guide development.
9. Low mechanization, subsistence small scale holdings, outdated land tenure system, low adoption of research findings and technologies, high cost of farm inputs, poor access to credit, overemphasis on inefficient fertilizer procurement and distribution, inadequate irrigation and storage and poor access to markets have all combined to keep agricultural productivity and output low.
10. Investment through Public-Private Partnership (PPP) in mechanizing farm operations is critical to the transformation of the Nigerian agricultural sector.
11. The nutrition indices for Nigeria are very poor and have shown very little improvement in the last decade. There is poor awareness of the importance of nutrition as a developmental issue among key stakeholders and policy makers; and a weak community involvement in nutrition activities.

## **VI. 3 Areas of Opportunity for the UN:**

- 1 Provide technical expertise to key Nutrition Interventions in the major Government agendas, including Vision 20:20:20; National Strategic Health Development Plan and National Agricultural Investment Plan
- 2 Provide support to help secure the food and feeds needs of the nation.
- 3 Support institutional and regulatory reforms.
- 4 Support mechanisms to enhance private sector investment in agriculture
- 5 Support evidence/good-practice based transformation of the agriculture sector into a substantially mechanized system, including creative and innovative solutions around the issues of land tenure system.
- 6 Support State and Local Governments particularly in Northern Regions to develop and implement robust strategies and programmes to improve food security and reduce child malnutrition and micro-nutrient deficiencies.
- 7 Support systematic integration of Nutrition and Food security to avert high incidence of severe acute malnutrition especially in the north
- 8 Support the government in coordinating development partners and agencies currently providing technical and financial support to food and nutrition activities in Nigeria
- 9 Support efforts to scale up high impact Nutrition interventions through leveraging government resources.

## VII. Conflicts Risk and Insecurity

### VII.1 Human Security:

Human security, or its converse in present context, focuses on the protection or absence of protection of individuals from a wide range of threats to their rights, safety, properties and lives through a varieties of actions perpetrated by state or non-state actors, at community and national levels. A series of inter-connected factors underpins the state of human insecurity in Nigeria. These include:

- The contradiction of substantial economic growth co-existing with a huge and growing unemployment, especially among an increasingly restive youth;
- A widening income inequality between the rich and the poor;
- The perception that anti-corruption institutions are ineffectual;
- A rapidly growing state of religious and ethnic intolerance;
- Perceived abuses of electoral processes;
- A growing perception of that elected officials are irresponsible and non-accountable to the people;
- Large scale disparities in human capital development between social groups and regions;
- Flagrant disregard of the rule of law and a perception that the justice system is substantially compromised;
- Extreme poverty and hunger; and
- Environmental degradation that adversely affects community livelihoods.

In the 2012 budget, government has allocated the sum of N957 billion, representing 20 percent of the budget to the security sector. This is far more than the combined totals for education 8.4 percent, health 5.8 percent, agriculture 1.7 percent, and water resources 1.7%<sup>33</sup>. The huge security vote is a reflection of the general state of human insecurity in Nigeria.

Nigeria has operated a democracy of elected leadership since 1999, but has faced a growing challenge from human insecurity arising from communities, non-state actors, ethnic militants and lately kidnappers, largely because of economic dissatisfaction, reduced social spending and absence of robust social safety nets, decayed and inadequate infrastructures, unparalleled corruption, community boundary disputes - manifesting in violent disputes, community clashes, and armed insurrection against the State.

An exploratory perception study<sup>34</sup> of insecurity in Nigeria revealed that people reported diseases as constituting the most important threat to livelihood in Nigeria followed by unemployment and hunger with 19 percent, 16 percent and 15 percent, respectively. Illiteracy and environmental hazards with 7 percent and 9 percent, respectively, were the least reported threats to everyday life. However, none of the threats is considered insignificant as they all fall within the range of between 7 percent and 19 percent.

---

<sup>33</sup>FGN 2012 Budget, Federal Ministry of Finance, Abuja.

<sup>34</sup> UNDP: Draft Report on The Survey of The Profile of Human Security in Nigeria.

## **VII.2 Niger Delta/Other Internal Conflicts:**

The Niger Delta region is reportedly one of the world's 10 most important wetland and coastal marine ecosystems. It also holds huge oil deposits that have been extracted for decades by the government in collaboration with multinational oil companies. The region has been described as suffering from administrative neglect, crumbling social infrastructure and services, high unemployment, social deprivation, abject poverty, filth and squalor, and endemic conflict, in sharp contrast to the wealth generated by oil from the region.

The phenomenon of militant insurgency and the kidnapping of foreigners and Nigerians alike have been rampant, resulting sometimes in undisclosed huge sums of money being paid as ransom for the release of hostages.

The restiveness in the Niger Delta is traceable to local anger over environmental pollution by oil companies, widespread impoverishment, oil-related organized crime, and economic and political marginalization, including allegations of human rights abuses. The oil companies are seen as taking advantage of weak regulatory systems, just as the government is accused of failing in its responsibility to hold the oil companies to account because of ineffective enforcement, and possible conflicts of interest. There are claims that oil spills occur more often than is disclosed. The National Oil Spill Detection and Response Agency claims some 2,000 sites require treatment because of oil-related pollution. But the scale and number of actual spill-sites is much higher, as buttressed by recent disclosure of large scale cover-up of oil spills that have generated both local and international concern and condemnation as well legal cases within and outside Nigeria.

While the entire country depends largely on the earnings from oil, many people from the region drink and cook with polluted water and eat contaminated fish. Militant activities have resulted in vandalism of oil infrastructure and pipelines with detrimental effects on the revenue earnings of the country.

In other parts of the country, violent conflicts and clashes are occurring in the middle belt between "indigenous" and "settler" populations. In the so-called core north, the new phenomenon is of "Boko Haram", a radical Islamist religious sect. This group is engaged in frequent violent clashes against the State, Christians and mainstream Islam, aided by an influx of small arms and improvised explosive devices (IEDs), in the face of an apparently overwhelmed security response.

The nature and the discontent with the administration of justice, the rule of law, in addition to the dissatisfaction with electoral system and its outcomes, as they create a state of insecurity, have been discussed under Governance and Accountability, as some of the underlying causes of insecurity can be traced back to a structural problem of poor governance and accountability.

### **VII.3 Political System**

Most Nigerians believe in the democratic political system, with all its known good practices, standards, the rule of law and respect of fundamental human rights, including the conduct of free and fair elections as the very foundation of a democratic political system. However, numerous contradictions in the Nigerian political system can be blamed for the country's woes. The true practice of federalism seems absent: power is perceived to be over concentrated at the Federal level, while the LGAs exist and function at the beck and call of State Governors.

The political system is yet to produce rancor-free elections, as most elections are followed in their wake "with court case after court case, nullification after nullification, rerun after rerun and most unfortunately, even for the highest office of President, grueling, bruising and demoralizing legal battles that often leave the nation in a state of shock, disbelief, skepticism and a generally combative mood and posture towards government"<sup>35</sup>. Significantly, however, many observers comment that the situation appears to have improved with the last elections.

The polity seems imbued with strong dislike for the political system, stigmatization of politicians, and distrust of government and political office holders, including the Judiciary. There is a growing deterioration of civic culture, and in its place a tendency to resort to conflicts and clashes, and sometimes violence to address discontents.

Corruption appears to have undermined the institutions of law enforcement in the country. Important oversight bodies and mechanisms, such as the EFCC and ICPC and the Code of Conduct Bureau have been established. But the perception continues to be that corruption remains rampant, as cases of abuse of office and misuse of resources for personal enrichment abound, and appears to be condoned by the political system. There are fears that vandalism and looting of public property is degenerating to the point of lack of public trust and concern for public goods as a collective national property.

### **VII.4 Key Issues and Challenges:**

- 1 Lack of analysis of the linkages between lack of governance, high poverty and the increasing insecurity
- 2 Mainstreaming human insecurity considerations into policy decisions in response to the legitimate aspirations of the people
- 3 Working with relevant bodies to institutionalize mechanisms for dialogue and conflict resolutions
- 4 Providing targeted response to specific groups to address the perceived threats to their well-being
- 5 Deepening true federalism that recognizes the independence of the different tiers of government.
- 6 Fostering and empowering civil society organizations for pro-active assistance in identifying and responding to human securities issue at the community level;

---

<sup>35</sup> Vision 20:2020: Report of the Technical Working Group on Political System. July 2009

- 7 Facilitating mechanisms to foster internal democracy, and constructive opposition that is devoid of violence and threats to human security;
- 8 Fostering respect for the Rule of Law in Nigeria

### **Areas of Opportunity for the UN**

- 1 Support institutional, legislative and operational processes for full adherence to the rule of law
- 2 Support the operational capacity of Nigerian criminal justice structures to ensure the application of the rule of law and respect of human rights in Nigeria
- 3 Support the development of rigorous context-specific analytical framework to drive programmatic response on human security.
- 4 Facilitate the building of coalitions that include government and other development partners, to deepen understanding and mainstreaming Human Security approach.
- 5 Help to integrate conflict sensitivity into the development programmes in the most affected regions
- 6 Support conflict mediation, including efforts of various CSOs and FBOs

## **VIII: Environment, Climate Change and Disaster Risk**

### **Environmental Challenges in Nigeria**

Nigeria is beset with major environmental challenges. These challenges include erosion, deforestation, biodiversity loss, drought and desertification, air and water pollution, and solid waste management. Many of these challenges are driven by natural phenomena, but others are anthropogenically driven. For instance, soil erosion occurs due to natural occurrences like rain. But human intervention like logging, over grazing or bush burning for agriculture intensifies it.

Human activities are the main driving force of deforestation in Nigeria. Poor practices in farming, logging and firewood harvesting all exacerbate environmental damage. Pollution from oil exploration, production, and refining activities has also resulted in some major environmental, ecological, and socio-economic damage ranging from water pollution (from oil spills), air pollution (from gas flaring), habitat destruction and land degradation. There are also environmental problems posed by solid and industrial waste management, especially in the urban areas.

Climate change and climate variability, themselves intensified by human activities over centuries, has some major consequences on the environment. Broadly, these consequences include:

- Increased flood risks and reduced freshwater.
- Coastal erosion.
- Rising sea levels and saline intrusion.
- Heat stress and desertification.
- Rising incidence of vector- and water-borne diseases.

All of these carry very adverse effects on human settlements and infrastructure.

Land-based vulnerability to the environmental impact of climate change arise from desert encroachment and a threatened coastline. Economic vulnerability is substantial given Nigeria's dependence on revenue from fossil fuel production. Population-based vulnerability is also rising, especially for resource-poor rural dwellers whose livelihoods are tied to climate-sensitive activities, such as rain-fed agriculture or fishing

### **Environmental Management and Regulation in Nigeria.**

Nigeria has participated in all major international discussions relating to environment and

sustainable development since the United Nations Conference on the Human Environment (Stockholm Conference) in 1972. At the Rio+20 conference (June 2012), the President declared the country's continuing commitment to environmentally sound and sustainable development that is equitable and socially inclusive. Indeed over the last three decades, Nigeria has put in place various mechanisms for the promotion of good environmental management and sustainable development. The earliest was the Federal Government Environmental Protection Agency (FEPA), established in 1988. It was followed by State Environmental Protection Agencies in the early 1990s.

In 1999, the Federal Ministry of Environment was established to promote cohesion in the country's activities on sustainable development. The ministry coordinates all environmental matters, develops policy, prescribes and regulates standards for environmental protection, and it monitors and enforces environmental protection measures. Accordingly, it revised, in 1999, the National Policy on the Environment that had been prepared ten years earlier.

Among the major entities supporting the Ministry in executing its mandate are the following:

- The National Environmental Standards and Regulations Enforcement Agency (NESREA) to enforce environmental laws, guidelines, policies, standards and regulations in Nigeria and elicit compliance international agreements.
- The National Oil Spill Detection and Response Agency (NOSDRA) to co-ordinate oil spill management and ensure the implementation of the National Oil Spill Contingency Plan for Nigeria.
- The Forestry Research Institute of Nigeria (FRIN) (originally established as Federal Department of Forest research in 1954) to conduct research in forestry and forest products utilization and research in wildlife, watershed management and agro forestry.
- The Nigeria National Park Service to preserve, protect and manage vegetation and wild animals in the National Parks

Nigeria also has in place several instruments and mechanisms for specific aspects environmental protection. These include:

- The National Policy on Drought and Desertification
- The National Action Programme to Combat Desertification and Mitigate the Effects of Drought
- The Drought Preparedness Plan,
- The National Policy on Erosion and Flood Control,
- The National Water Policy,
- The National Forest Policy, and
- The National Health Policy.

## Climate Change Mitigation and Adaptation

Analysis of Nigeria's climate from 1940 to 2000<sup>36</sup> suggests that:

- Most parts of the country, are now experiencing a late onset of rains and early cessation of rains
- There has been a long-term temperature increase in most parts of the country, with the most significant increases being recorded in the extreme northeast, extreme northwest and extreme southwest
- There has also been a decrease in the occurrence of hail, which is additional evidence of climate warming in Nigeria.

Moreover, the most realistic scenario analysis suggests the following changes over the next 50 years:

- The climate will be warmer, with perhaps a temperature increase of 0.04o C per year over the next 30 years and 0.08o C per year thereafter.
- The coastal regions will warm less than the interior regions due to ocean winds, and the northeast will warm the most.
- There will be wetter climate in the south, and drier climate in the northeast.
- The number of extreme heat days (temperatures reaching 38o C or more) will increase by up to 7 days per year in the mangrove, 23 days per year in rain forest, 41 days per year in the tall grass savanna, and 88 days per year in the short grass savanna.
- Large areas of Nigeria's coast will be significantly exposed to increased erosion, storm damage, inundation in low lying areas, and other impacts.

Table VII.1 presents a summary of the projected trends in the key climate change parameters for Nigeria.

Awareness of climate change challenges and the need for a national response has grown within the Government. Accordingly, it established the Special Climate Change Unit (SCCU) within the Federal Ministry of Environment as the national focal point to drive the Nigeria's response. It also mobilized the Inter-ministerial Coordinating Committee on Climate Change. The National Assembly also passed in 2010, a bill to create a national Climate Change Commission, which will likely facilitate coordination and support for the multi-level and inter-sectoral responses. Other government agencies involved in climate change issues include:

---

<sup>36</sup> See: Federal Ministry of Environment, Special Climate Change Unit, National Adaptation Strategy and Plan of Action on Climate Change for Nigeria (NASPA-CCN), Prepared by: Building Nigeria's Response to Climate Change (BNRCC) project, Nov. 2011

- The Nigerian Meteorological Agency (NIMET),
- The National Emergency Management Authority (NEMA) and
- The National Planning Commission (NPC).

Nigeria has also developed a Climate Change Policy and Response Strategy with the strategic goal of fostering a low-carbon, high growth economic development path and building a climate resilient society. The Policy includes objectives related to climate change mitigation, adaptation, climate science and technology, public awareness, private sector participation, and strengthening national institutions and mechanisms.

**Table VII.1 Summary of Key Trends in Climate Parameters for Nigeria, by Ecological Zone**

<b>Climate variables</b>	<b>Mangrove Zone</b>	<b>Rain Forest</b>	<b>Tall grass (Savanna)</b>	<b>Short grass (Sahel)</b>
Temperature	↑	↑	↑	↑
Rainfall amount	↑	↑	↑	↑
Rainfall variability	↑	↑	↑	↑
Droughts	Likely	Likely	↑	↑
Storms and Floods	↑	↑	Likely	Likely
Sea level rise	↑	NA	NA	NA

Legend: ↑ likely increase or increase; ↓ likely decrease or decrease; NA not applicable

Source: Federal Ministry of Environment, Special Climate Change Unit, National Adaptation Strategy and Plan of Action on Climate Change for Nigeria (NASPA-CCN), Prepared by: Building Nigeria's Response to Climate Change (BNRCC) project, Nov. 2011

Furthermore, Nigeria is developing a Strategic Framework for Voluntary Nationally Appropriate Mitigation Action (NAMA), in compliance with its national obligations under the United Nations Framework Convention on Climate Change.

Despite all these positive developments, a better understanding of the drivers of climate change in Nigeria is still required in order to better plan mitigation and adaptation responses. In view of the global trend towards the green economy, Nigeria must be

particularly creative about the transition to a low carbon society, given the country's dependence on fossil fuels.

There are two main challenges in climate change management in Nigeria. The first, which also affects all aspect of environmental protection, is ensuring effective coordination among the many relevant agencies whose mandates may overlap. The second is the weakness of information, given the particular complexity of the climate change issue (see BoxVII.1 for a list of key data needs). There is also the fact that information about the Africa region is still relatively scanty and the available information is typically too technical for the generalist policy maker.<sup>37</sup>

#### **Box VII.1 Data and information needs**

- Climate forecasting and climate scenarios data (transformation of GCM data into local climate scenarios based on regional climate modeling)
- Data linking past climates with vulnerabilities in each sector/theme (from national to community level)
- Data on sector-specific and socio-economic vulnerability and impacts across various spatial dimensions, scenarios, socioeconomic models of Nigeria's future growth path, and integrated assessment models (as impacts or actions in one sector will affect other sectors)
- Sector-specific impact assessment data for community level impacts, including the social and ecological implications
- Long-term data on sea level rise and on the rate of land subsidence in coastal areas
- Data for prediction of storm surges and waves from the South Atlantic
- Data for comprehensive analysis of droughts in the arid north, and data on the rate of desertification
- Information on sector-specific practices and technologies for adaptation to biophysical impacts of climate change, including information on least-cost approaches
- Baseline data for assessment of future progress towards the achievement of adaptation and reduction of vulnerability.

Source: Federal Ministry of Environment, Special Climate Change Unit, National Adaptation Strategy and Plan of Action on Climate Change for Nigeria (NASPA-CCN), Prepared by: Building Nigeria's Response to Climate Change (BNRCC) project, Nov. 2011

## **VII.2 Emergency Preparedness, Response and Recovery**

The Hyogo Framework for Action states that disasters occur when hazards interact with physical, social, economic and environmental vulnerabilities to produce negative consequences.<sup>38</sup> Events of hydro-meteorological origin constitute the large majority of

---

<sup>37</sup>See UNDP, Human Development Report 2007/2008. Fighting climate change: human solidarity in a divided world. New York. UNDP. Available at: <http://hdr.undp.org/en/reports/global/hdr2007-8/>

<sup>38</sup>Hazard is defined as: "A potentially damaging physical event, phenomenon or human activity that may

disasters, but human action can also be the origin. Nigeria is prone to hazards for both of these reasons and climate change exacerbates these vulnerabilities.

The country is prone to flooding. The flood plains of its larger rivers are subject to flooding during the rainy season. Furthermore, urban flooding occurs in towns located on flat or low lying terrain (coastal areas) especially where little or no provision has been made for surface drainage, or where the drainage has become blocked. Most large towns, especially in the Southern States are subject to periodic flooding. Nigeria has also experienced coastal erosion in almost all the sections of its coastal zone. Moreover, areas within the Sudan-Sahel belt often experience very severe drought impacts. These areas are mainly in the Northern States, although the effects of the drought radiate all over the country.

With this history Nigerian policy makers are very aware that the country is at substantial risk. Nigeria developed a National Disaster Risk Reduction Action Plan in 2006. Its main objectives are identifying hazards and assessing their associated risks and costs; improving the predictive capabilities of communities providing early warnings; enhancing public awareness and strengthening capacities at state and local levels. The Action Plan is accompanied by a National Disaster Management Framework to guide to all stakeholders.

The National Policy on Environment covers among other themes, the prevention and management of natural disasters such as floods, drought, and desertification. The key Federal Government entity for addressing disaster management issues is the National Emergency Management Agency (NEMA) under the Office of the Vice President.<sup>39</sup> NEMA was established in 1999 with a mandate to formulate policy on all activities relating to disaster management, coordinate the activities of other stakeholders in disaster management, coordinate plans and programmes for response to disasters, and promote research activities relating to disaster management.

The NEMA Act mandates all states to establish State Emergency Management Agencies (SEMAs) while local governments are to establish Local Emergency Management Committees. Twenty-two States have so far established SEMAs. Some risk reduction

---

cause the loss of life or injury, property damage, social and economic disruption or environmental degradation. Hazards can include latent conditions that may represent future threats and can have different origins: natural (geological, hydro meteorological and biological) or induced by human processes (environmental degradation and technological hazards)” UN/ISDR. Geneva 2004.

<sup>39</sup>See Disaster Risk Reduction Capacity Assessment Report, prepared at the request of the Federal Government by an inter-agency team comprising UNDP, UNICEF, UNHCR, IOM, FAO, UNFPA, and UNOCHA. The assessment took place from 18 to 28 April 2012.

activities are also conducted in some state ministries.

### **VII.3 Key Challenges**

#### **Challenges in Environment and Climate Change Management**

The main challenges in the area of environment and climate change management include:

7. Integrating environmental planning and management (EPM) into national development strategy and policy at both national and local levels.
8. Integrating climate change considerations into national development strategy and policy.
9. Strengthening the capacities to manage mitigation and adaptation
10. Streamlining the Institutional Framework for Sustainable Development, including aligning the direct climate change response agencies and the key sectors of the Nigerian economy.
11. Transitioning to the Green Economy against the background of heavy dependence on fossil fuel
12. Mitigating CO<sub>2</sub> emissions given the planned quantum jump in power availability according to Vision 20: 2020

#### **Challenges in Disaster Risk Reduction and Disaster Management:**

- 7 The absence of a comprehensive disaster risk reduction policy
- 8 The weak formal coordinating structures between NEMA and the SEMAs and the absence or dormancy of Local Emergency Management Committees (LEMCs) at the LGA level
- 9 The inadequacy of standard operating procedures in most states
- 10 The absence of a comprehensive risk identification or risk assessment report.  
The inadequacy of the early warning system in apprehending threats and diffusing alerts;
- 11 The lack of a coordinated framework for monitoring the impact of floods and other disasters, or for collecting hydrometeorology data.

#### **Areas of opportunities for the UN:**

1. Strengthening the institutions responsible for environmental planning and management
- 2 Strengthening the institutions responsible for strategic planning and policy coordination on environmental management, climate variability, climate change, disaster risk reduction and emergency preparedness and response
- 3 Supporting the process of getting a deeper understanding of the key drivers of climate variability and climate change in Nigeria

- 4 Advocating and supporting the mainstreaming of resilience into development policies and programmes
- 5 Providing technical support for the development of a comprehensive disaster risk policy
- 6 Supporting the establishment of baseline data for disaster incidents, building on available historical disaster data
- 7 Supporting the conduct of a national disaster risk assessment and risk mapping as a follow up to the national vulnerability and capacity Analysis (VCA) conducted by NEMA
- 8 Helping in the sensitization of national, state and local government authorities and stakeholders on disaster risk reduction and climate change mitigation and adaptation concepts and practices.
- 9 Providing support for the development of early warning systems and disaster preparedness mechanisms at community

## IX: Conclusion and Recommendations

On the basis of the preceding analysis, four broad areas of focus have emerged upon which the forthcoming UNDAF may be based. These areas are:

- a) Governance
- b) Poverty Service Delivery and Social Protection
- c) Growth Productivity and Employment
- d) Disaster-Conflicts Risks Reduction

These areas have been deduced on the basis of two considerations. The first is to ensure alignment with the expressed priorities of the government and its transformation agenda. The second is the comparative advantage of the UN system as custodian of international norms and values, as champion of human rights and development and as an anchor of international best practice. A preliminary clustering of possible areas of UN cooperation is shown in the table below.

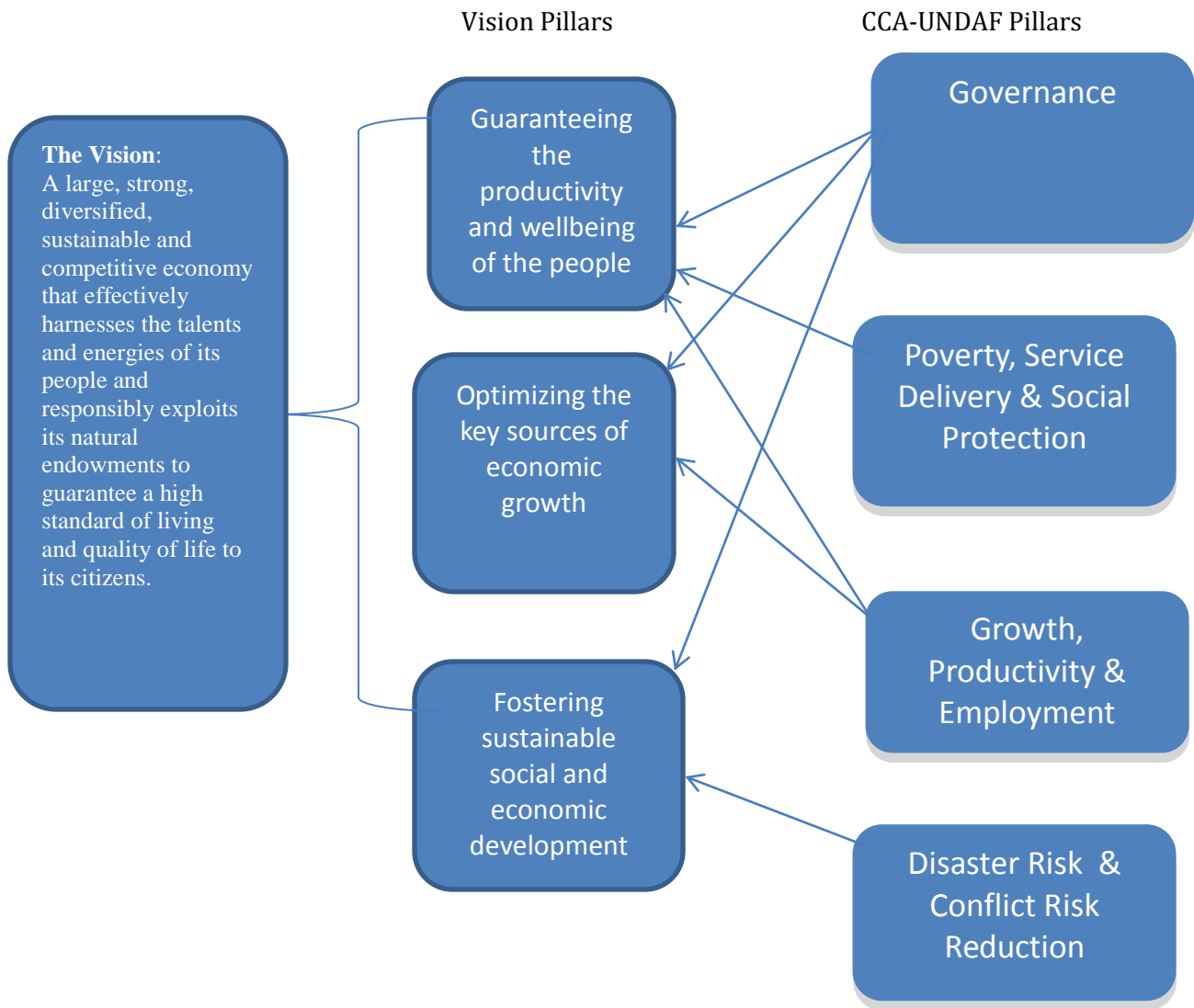
Nigeria Vision 20:2020: Nigeria has articulated a long-term perspective plan to launch the country on a path of sustained social and economic progress that would see Nigeria emerge among the Top 20 economies in the world. The aspirations of Vision 20:2020 aspirations are set out across four dimensions:

- a) **Social Dimension:** A peaceful, equitable, harmonious and just society, where every citizen has a strong sense of national identity and citizens are supported by an educational and healthcare system that caters for all, and sustains a life expectancy of not less than 70 years
- b) **Economic Dimension:** A globally competitive economy that is resilient and diversified with a globally competitive manufacturing sector that is tightly integrated and contributes no less than 25% to Gross Domestic Product
- c) **Institutional Dimension:** A stable and functional democracy where the rights of the citizens to determine their leaders are guaranteed, and adequate infrastructure exists to support a market-friendly and globally competitive business environment
- d) **Environmental Dimension:** A level of environmental consciousness that enables and supports sustainable management of the nation's God-given natural endowments to ensure their preservation for the benefit of present and future generations.

The transformation process of Nigeria Vision 20:2020 is anchored upon three pillars, as

illustrated in Figure IX.1 below.

**Figure IX.1: VISION 20:2020 PILLARS & CCA-UNDAF ALIGNMENT**



The Vision 20:2020, presents clarity of government purpose, shared with all stakeholders. It thus represents the right context for the UN System to align its areas of work to support the priorities of government, as illustrated in Figure 1. By aligning possible areas of cooperation with the strategies of government, the UN System would be seen to be advancing and supporting the Nigeria government ownership and leadership of its development strategies and results.

The recommended cluster (or CCA-UNDAF) Pillars and their associated areas of

possible cooperation are presented in Table IX.1 below.

Table IX.1: Areas of Opportunity for the UN System

<b>Governance</b>	<b>Poverty, Service Delivery &amp; Social Protection</b>	<b>Growth Productivity &amp; Employment</b>	<b>Disaster Risk &amp; Conflict Risk Reduction</b>
<ol style="list-style-type: none"> <li>1. Support for justice system service delivery</li> <li>2. Support for strengthening coordination and capacities for rule of law, anticorruption, and accountability institutions</li> <li>3. Support for comprehensive institutional reforms for service delivery</li> <li>4. Support for strengthening data systems at National, State and LGA levels</li> <li>5. Support for strengthening transparency and accountability mechanisms of government institution</li> <li>6. Support for voice and accountability through organized</li> </ol>	<ol style="list-style-type: none"> <li>1. Support Government efforts to reduce the gender gap in the labour market</li> <li>2. Help advocate for adoption of legislation to enhance gender equality, and eradicate gender inequities.</li> <li>3. Help develop instruments to promote culturally vehicles to eradicate harmful practices.</li> <li>4. Support programmes of assistance to victims of GBV</li> <li>5. Help strengthen enforcement mechanisms for GBV related laws, support improved</li> </ol>	<ol style="list-style-type: none"> <li>1. Support the government in developing models, and accessing international best practices of employment safety net support programmes</li> <li>2. Support the government in improving policies ensuring skills transfer to Nigerians by foreign companies</li> <li>3. Support government to strengthen its data systems, e.g. to identify and monitor the most deprived states and LGAs</li> <li>4. Leverage government resources towards most deprived states and communities for greater impact</li> <li>5. Align and support the Federal Government transformation</li> </ol>	<ol style="list-style-type: none"> <li>1. Strengthening the institutions assigned responsibility for strategic planning and policy coordination on climate variability, climate change and disaster reduction</li> <li>2. Supporting the process of getting a deeper understanding of the key drivers of climate variability and climate change in Nigeria</li> <li>3. Providing technical support for the development of a comprehensive disaster risk policy</li> <li>4. Supporting the establishment of baseline data for disaster incidents, building on available historical disaster data</li> </ol>

Governance	Poverty, Service Delivery & Social Protection	Growth Productivity & Employment	Disaster Risk & Conflict Risk Reduction
<p>non-state actors</p> <p>7. Support for strengthening the electoral system to be free, fair and transparent</p> <p>8. Support for strengthening anti-corruption agencies to be more effective</p>	<p>monitoring and reporting on GBV, and support community mobilization efforts.</p> <p>6. Support the development of an overarching social protection policy framework</p> <p>7. Support the facilitation of knowledge exchange and mobilization of international best practice.</p> <p>9. Support for institutional reforms for a comprehensive social protection programme</p> <p>8.</p> <p>9. Support the strengthening of the capacity of social protection institutions (through upgrading the quality of personnel and tightening their</p>	<p>agenda for agriculture</p> <p>6. Support institutional and regulatory reforms.</p> <p>7. Support mechanisms to enhance private sector investment in agriculture</p> <p>8. Support evidence/good-practice based transformation of the agriculture sector into a substantially mechanized system, including creative and innovative solutions around the issues of land tenure system</p> <p>9. Support and promote scaling up proven cost effective interventions/technologies and improve service delivery in productive sectors.</p>	<p>5. Supporting the conduct of a national disaster risk assessment and risk mapping</p> <p>6. Helping in the sensitization of national, state and local government authorities and stakeholders on disaster risk reduction and climate change mitigation and adaptation concepts and practices.</p> <p>7. Providing support for the development of early warning systems and disaster preparedness mechanisms at community.</p> <p>8. Support the development of rigorous context-specific analytical framework to drive programmatic response on human security.</p>

Governance	Poverty, Service Delivery & Social Protection	Growth Productivity & Employment	Disaster Risk & Conflict Risk Reduction
	<p>governance mechanisms and processes).</p> <p>10. Support the development of models for involving communities in the provision of social protection services</p>		<p>9. Facilitate the building of coalitions that include government and other development partners, to deepen understanding and</p>
	<p>11. Promote and support for programmes to enhance school enrollment and transition rates for disadvantaged vulnerable groups in rural and urban fringes.</p> <p>12. Provide leadership in harmonization of development partner's support for basic education with an equity focus.</p> <p>13. Support the establishment of a robust and coordinated multi-level education management information system.</p> <p>14. Support the Government for the</p>	<p>10. Support State and Local Governments in Northern Regions to develop and implement robust strategies and programmes to improve food security and reduce child malnutrition and micro-nutrient deficiencies.</p> <p>11. Support development of a common system to monitor on regular basis, food security and nutrition in the most vulnerable populations of the North.</p> <p>12. Support</p>	<p>12. Help to integrate conflict sensitivity into the development programmes in the most affected regions</p> <p>10. Support conflict mediation efforts, including efforts of various CSOs and FBOs.</p> <p>11. Support the capacity of Law Enforcement and the judiciary to identify and respond to security threats</p>

Governance	Poverty, Service Delivery & Social Protection	Growth Productivity & Employment	Disaster Risk & Conflict Risk Reduction
	<p>implementation of existing key policy documents and planning instruments to guide the scaled up delivery of high impact interventions for maternal and newborn health,</p> <p>15. Advocate for leveraging national and state resources as funding has improved in the health sector through the Debt Relief (MDG) Funding and the Subsidy Reinvestment and Empowerment Programme (SURE-P).</p> <p>16. Support the government in its implementation of core programs that can improve service delivery and help access additional donor funding with flexibility towards activities for improved infant and child survival.</p> <p>17. Help promote use of successful immunization programme as a platform for scaling up Primary Healthcare</p>	<p>strengthening of regulatory institutions and reform processes.</p> <p>13. Support mechanisms /strategies to enhance private sector investment in agriculture and allied agri-businesses.</p> <p>14. Support evidence/good-practice based transformation of the agriculture sector into a substantially mechanized system, including creative and innovative solutions around the issues of land tenure system</p> <p>15. Support systematic integration of Nutrition and Food security to avert high incidence of severe acute malnutrition especially in the North.</p> <p>16. Support the government in coordinating development partners and agencies</p>	<p>12. Support strengthening and data gathering capacities of cross boarder movement as well as boarder, sea and air management measures and programs.</p> <p>13. Support and promote mainstreaming of climate change adaptation and mitigation in sectoral policies and programmes.</p> <p>14. Support and promote mainstreaming of environment in policies and programmes of all productive sectors and actively support programmes /projects on environment.</p> <p>15. Providing technical support for the development of a comprehensive disaster risk policy</p>

Governance	Poverty, Service Delivery & Social Protection	Growth Productivity & Employment	Disaster Risk & Conflict Risk Reduction
	<p>activities.</p> <p>18. Provide support to ensure that Children are born HIV free (Mother to Child Transmission is eliminated);</p> <p>19. Provide evidence and strategies to support HIV prevention programming for Most Risk Adolescents and young People/Especially Vulnerable Adolescents and Young people, Adolescents/Young living with HIV</p> <p>20. Support mechanisms to promote a smooth transition of young people into adulthood.</p> <p>21. Support reforms for integrated management of water resources and sustainable PPP approaches.</p> <p>22. Improve the condition of vulnerable and</p>	<p>currently providing technical and financial support to food and nutrition activities in Nigeria</p> <p>17. Provide technical expertise to key Nutrition Interventions in key Government agendas such as: Transformation Agenda, Vision 20:20:20 ; National Strategic Health Development Plan and National Agricultural Investment Plan</p> <p>18. Take advantage of “Scaling Up Nutrition” initiative to scale up high impact Nutrition interventions through leveraging government resources</p>	<p>16. Supporting the establishment of baseline data for disaster incidents, building on available historical disaster data</p> <p>15. Strengthen technical capacities to conduct disaster risk assessment and risk mapping</p> <p>16. Help to enhance public awareness of national, state and local government authorities and stakeholders on disaster risk reduction and climate change mitigation and adaptation concepts and practices.</p> <p>17. Support for the development of early warning systems, disaster preparedness mechanisms at community as well as SOPs.</p> <p>18. Support the development of rigorous context-</p>

<b>Governance</b>	<b>Poverty, Service Delivery &amp; Social Protection</b>	<b>Growth Productivity &amp; Employment</b>	<b>Disaster Risk &amp; Conflict Risk Reduction</b>
	<p>deprived people by providing access to safe drinking water, basic sanitation and proper hygienic behavior</p> <p>23. Invest in scaling up proven cost effective interventions and removing service delivery bottlenecks in the most deprived communities</p>		<p>specific analytical framework to drive programmatic response on human security.</p> <p>19. Facilitate the building of coalitions that include government and other development partners, to deepen understanding and mainstreaming Human Security approach.</p> <p>20. Help to integrate conflict sensitivity into the development programmes in the most affected regions</p> <p>21. Support conflict mediation efforts, including efforts of various CSOs and FBOs.</p> <p>22. Support the capacity building and tools for effective disaster management at the state and local government level</p>

Governance	Poverty, Service Delivery & Social Protection	Growth Productivity & Employment	Disaster Risk & Conflict Risk Reduction
			<p>through legislation and creation of SEMAs as well as strengthening existing ones</p> <p>23. Supporting the process of getting a deeper understanding of the key drivers of climate variability and climate change in Nigeria</p> <p>24. Providing technical support for the development of a comprehensive disaster risk policy</p> <p>25. Supporting the establishment of baseline data for disaster incidents, building on available historical disaster data</p> <p>26. Supporting the conduct of a national disaster risk assessment and hazard mapping</p>

<b>Governance</b>	<b>Poverty, Service Delivery &amp; Social Protection</b>	<b>Growth Productivity &amp; Employment</b>	<b>Disaster Risk &amp; Conflict Risk Reduction</b>
			<p>27. Helping in the sensitization of national, state and local government authorities and stakeholders on disaster risk reduction and climate change mitigation and adaptation concepts and practices.</p> <p>28. Providing support for the development of early warning systems and disaster preparedness mechanisms at community level</p>

## **List of References**

1. Federal Government of Nigeria: Nigeria Vision 20:2020. Economic Transformation Blueprint, October 2009
2. Federal Government of Nigeria: Nigeria Vision 20:202. The First National Implementation Plan (2010-2013). May 2010.
3. Federal Ministry of Health: National Strategic Health Development Plan (NSHDP) 2010-2015. November 2010.
4. Federal Ministry of Health; Revised National Health Policy. September 2004.
5. Nigeria's Country Compact. December 2010.
6. National Population Commission. Nigeria's Demographic and Health Survey, 2008. November 2009.
7. Japan International Cooperation Agency: Country Gender Profile Nigeria. March 2011.
8. Federal Government of Nigeria: Nigeria Millennium Development Goals. Report 2010.
9. Federal Government of Nigeria: Nigeria Millennium Development Goals: Countdown Strategy 2010-2015: Achieving the MDGs.
10. Federal Government of Nigeria: Subsidy Reinvestment and Empowerment Programme (SURE-P). November 2011.
11. Federal Ministry of Health: The Save One Million Lives Initiatives. Draft Concept Note. Office of the Honorable Minister of State for Health. May 2012.
12. National Bureau of Statistics (NBS): Nigeria Poverty Profile 2010.
13. National Bureau of Statistics: Consumer Price Index. No 506, April 2012.
14. National Bureau of Statistics: Statistical Report on Women and Men in Nigeria, 2001-2006. Vol.1. September 2008.
15. National Bureau of Statistics (NBS) Review of the Nigerian Economy 2011
16. UNFPA: Nigeria Family Planning Analysis: Selected Demographic and Socio-Economic Variables 2010.
17. UNFPA: Nigeria Adolescent Population. Selected Socio-Demographic Variables.
18. Imam, AM; Adopting Women's Legislation in Nigeria. A Synthesis Analysis & Report. 2010.
19. UNDP: Human Development Report Nigeria 2008-2009. Achieving Growth with Equity.
20. UNCT Nigeria: Nigeria-UNDAF II, 2009-2012. September 2008.
21. UNCT Nigeria: UNDAF II (2009-2012) Mid-Term Review Report, 2011.
22. UNICEF: MDGs in Nigeria. Looking through the Equity Lens.
23. UNICEF/ODI: Social Protection in Nigeria: An Overview of Programmes and the Effectiveness. Project Briefing. No 59. September 2011.
24. UNICEF/ODI: Fiscal Space for Social Protection in Nigeria. Project Briefing. No 63. September 2011.

25. ODI: Social Protection in Nigeria. Synthesis Report. February 2012.
26. Ogunrin FO; Erhijakpor AEO: SERVICOM Policy Intervention: Improving Service Quality in Nigeria Public Sector. Global Journal of Social Science. Vol. 8, No. 1. 2009.
27. Remi Aiyede, "Good Governance and Local Governance in Nigeria", PPT Presentation at the 5-Day Institutional-Building and Policy Review Seminar for Local Government Chairmen, Vice-Chairmen and Councillors in Lagos State on 25<sup>th</sup> – 29<sup>th</sup> July 2011, Ikeja, Lagos.
28. National Bureau of Statistics, Quarterly Report on GDP, 2011 and First 2012
29. UN Department of Economic and Social Affairs, Population Division, Urban Population, Development and the Environment 2011 (Wall Chart)
30. Agu, Chukuma, "Nigeria", Chapter 7, in Sanket Mohapatra, DilipRatha, Remittance Markets in Africa, World Bank, 2011.
31. World Bank. World Development Indicators Data.© 2012 The World Bank Group. [online at <http://data.worldbank.org/data-catalog/world-development-indicators>] [accessed June 10, 2012]
32. National Primary Health Care Development Agency. National Immunization Coverage Statistics, 2011. NPHCDA, 2011
33. Ouagadougou Declaration on Primary Health Care and Health Systems in Africa: Achieving Better Health for Africa in the New Millennium. Available at [[http://www.afro.who.int/en/divisions-a-programmes/dsd/health-policy-a-service-delivery/hps-publications/doc\\_details/2135-ouagadougou-declaration-on-primaire-health-care-and-health-system-in-africa-2008.html](http://www.afro.who.int/en/divisions-a-programmes/dsd/health-policy-a-service-delivery/hps-publications/doc_details/2135-ouagadougou-declaration-on-primaire-health-care-and-health-system-in-africa-2008.html)]. Accessed [03/02/2010]
34. Federal Ministry of Health. National HIV sero-prevalence sentinel survey among pregnant women attending antenatal clinics in Nigeria: Technical Report, 2010.
35. UNAIDS, <http://www.unaids.org/en/regionscountries/countries/nigeria/>
36. National Food Consumption and Nutrition Survey, 2001
37. FGN 2012 Budget, Federal Ministry of Finance, Abuja.
38. UNDP: Draft Report on The Survey of The Profile of Human Security in Nigeria
39. Federal Ministry of Environment, Special Climate Change Unit, National Adaptation Strategy and Plan of Action on Climate Change for Nigeria (NASPA-CCN), Prepared by: Building Nigeria's Response to Climate Change (BNRCC) project, Nov. 2011
40. UNDP, Human Development Report 2007/2008. Fighting climate change: human solidarity in a divided world. New York. UNDP. Available at: <http://hdr.undp.org/en/reports/global/hdr2007-8/>
41. Disaster Risk Reduction Capacity Assessment Report, prepared at the request of the Federal Government by an inter-agency team comprising UNDP, UNICEF, UNHCR, IOM, FAO, UNFPA, and UNOCHA. The assessment took place from 18 to 28 April 2012.